



# JOB DEMAND REPORT

## AUGUST 2021

Job posting data collected by Workforce Planning for Sudbury & Manitoulin from job boards and employer websites who recruit candidates in Greater Sudbury, District of Sudbury and the District of Manitoulin.

### HIGHLIGHTS

#### JOB POSTINGS BY THE NUMBERS

TOTAL ACTIVE	NEW THIS MONTH	COMPANY	JOB BOARD
4,224	2,779	1,427	25

#### # OF DAYS POSTED

AVERAGE	MEDIAN
18.8	16

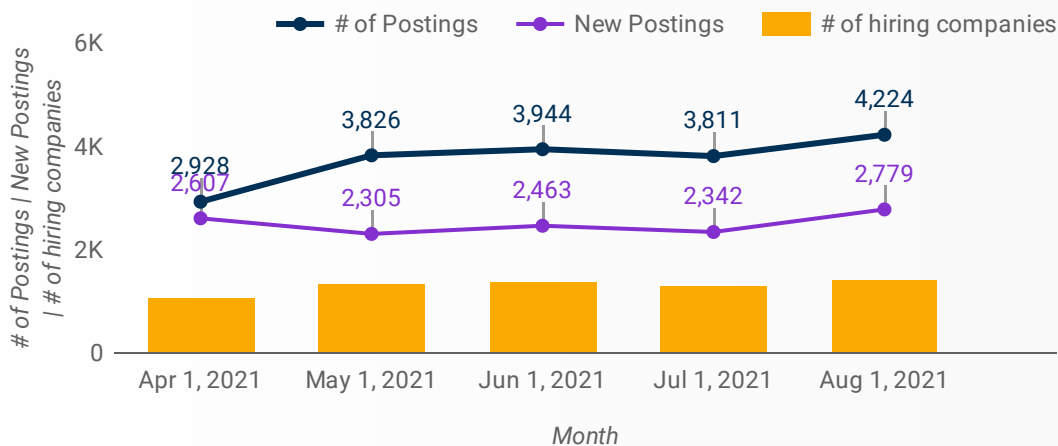
### REPORT BUILDER

The default filter selection below will show all job demand data for the month. You can use the filters to create a customized report for the purpose of understanding a subset of the data.

CENSUS AREA	TYPE	DURATION
JOB BOARD	JOB LANGUAGES	QUICK FIND
SKILL LEVEL		
SKILL TYPE NAME		
2 DIGIT NOC NAME		
3 DIGIT NOC NAME		
4 DIGIT NOC NAME		
COMPANY		

## JOB POSTINGS BY MONTH

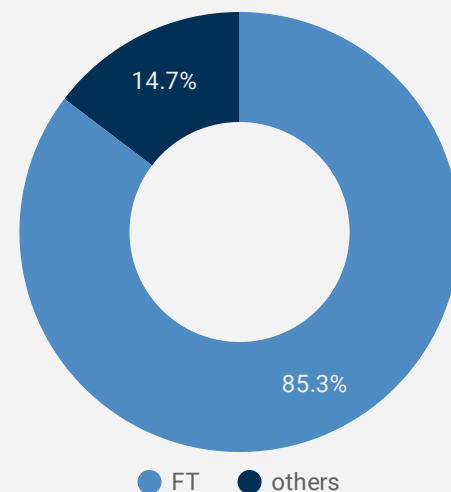
How many job postings were active for at least 1 day this month?



NOTE: This graph cannot be filtered using the controls on the cover page

## JOB TYPE

Full-time vs Part-time



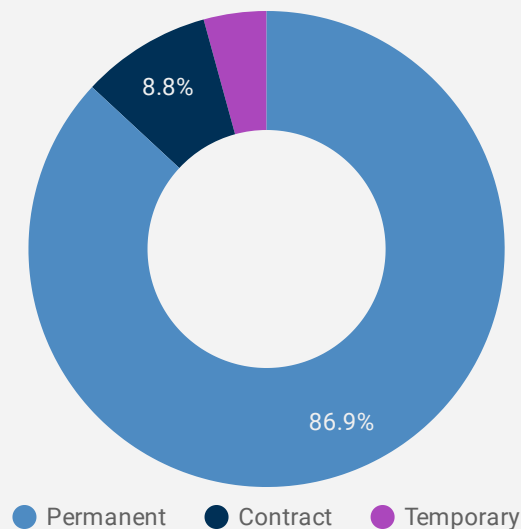
## JOB POSTINGS BY DISTRICT

Where are job opportunities being offered?

UPPER TIER	POSTING COUNT	AVG POSTING LENGTH IN DAYS	MEDIAN POSTING LENGTH IN DAYS
1. Greater Sudbury	3,910	19	16
2. District of Manitoulin	175	15	14
3. District of Sudbury	138	18	15.5

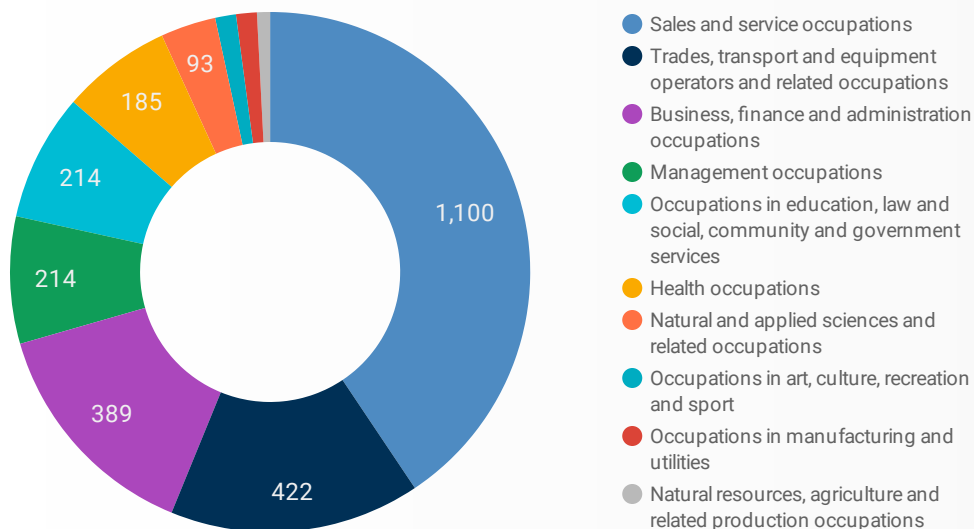
## JOB DURATION

Permanency of jobs posted



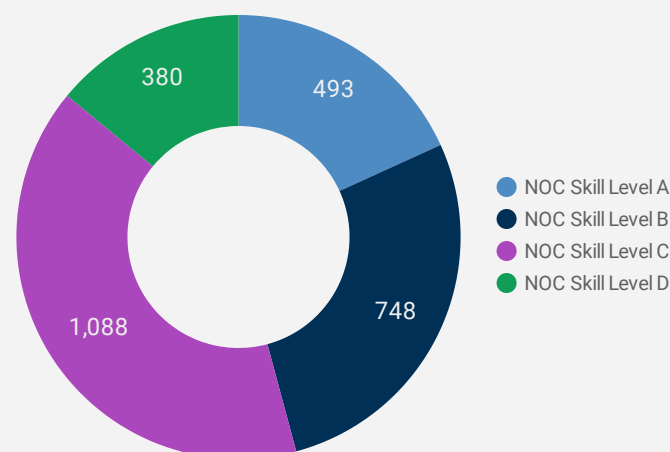
## JOB POSTINGS BY SKILL TYPE

What skill type is being recruited?



## JOB POSTINGS BY SKILL LEVEL

What education do occupations typically require?



Skill Level A = Usually University education | Skill Level B = Usually College education or Apprenticeship training | Skill Level C = Usually Secondary education or occupation-specific training | Skill Level D = Usually on-the-job training

## TOP HIRING EMPLOYERS & AGENCIES

Who is hiring?

	COMPANY	MUNICIPALITY	POSTINGS ▾	AVG POSTING LENGTH IN DAYS	MEDIAN POSTING LENGTH IN DAYS
1.	City of Greater Sudbury	Greater Sudbury	87	19.9	15
2.	Desjardins	Greater Sudbury	44	7.0	3
3.	Health Sciences North.	Greater Sudbury	41	14.3	7
4.	Boart Longyear	Greater Sudbury	40	18.1	19
5.	Kijiji	Greater Sudbury	37	15.0	15
6.	Vertical Staffing Resources	Greater Sudbury	32	1.8	2
7.	Manitoulin Publishing Company	Wiikwemkoong First Nation	32	14.4	14
8.	Platinum Empire Associates	Greater Sudbury	28	7.8	7
9.	Laurentian University	Greater Sudbury	28	20.0	20
10.	Staples	Greater Sudbury	26	25.0	23
11.	Carrefour francophone de Sudbury	Greater Sudbury	26	23.7	21
12.	KMC Mining	Greater Sudbury	25	null	null
13.	Linen Chest	Greater Sudbury	24	13.0	15
14.	Ao Group Of Toronto	Greater Sudbury	24	10.7	7
15.	Manitoulin Publishing Company	Manitoulin Unorganized	22	11.5	8
16.	Swiss Chalet	Greater Sudbury	20	88.3	94
17.	Compass Group Canada	Greater Sudbury	19	20.3	21
18.	McDonald's Restaurants	Greater Sudbury	19	19.5	21
19.	STAPLES Canada	Greater Sudbury	19	18.5	21
20.	LifeLabs	Greater Sudbury	19	22.8	18
21.	Komatsu	Greater Sudbury	18	66.2	82
22.	Your Independent Grocer - Chelmsford	Greater Sudbury	18	17.7	15
23.	Total Personnel Solutions	Greater Sudbury	18	21.1	16
24.	BM Metals Services Inc.	Greater Sudbury	17	19.8	21
25.	EACOM Timber Corporation	Greater Sudbury	17	42.9	21
26.	Manitoulin Publishing Company	Central Manitoulin Township	16	12.2	10
27.	Compass Group	Greater Sudbury	16	10.5	12
28.	Shoppers Drug Mart / Pharmaprix	Greater Sudbury	16	20.5	21
29.	Steel2000inc.com	Greater Sudbury	16	18.9	21
30.	Compass Group	Greater Sudbury	15	10.6	11

## OCCUPATIONS BY 4-DIGIT NOC, SKILL LEVEL, FREQUENCY, & DURATION

What jobs are hard to fill and in-demand?

	4-DIGIT NOC CODE	4-DIGIT NOC LABEL	OCCUPATION'S SKILL LEVEL	POSTING COUNT	AVG POSTING LENGTH IN DAYS	MEDIAN POSTING LENGTH IN DAYS
1.	6421	Retail salespersons	NOC Skill Level C	227	18	20
2.	6552	Other customer and information services representatives	NOC Skill Level C	180	16	15
3.	621	Retail and wholesale trade managers	NOC Skill Level A	115	19	16
4.	4412	Home support workers, housekeepers and related occupations	NOC Skill Level C	100	22	21
5.	6711	Food counter attendants, kitchen helpers and related support occupations	NOC Skill Level D	99	21	21
6.	6731	Light duty cleaners	NOC Skill Level D	85	20	21
7.	6322	Cooks	NOC Skill Level B	81	26	21
8.	7511	Transport truck drivers	NOC Skill Level C	67	20	16
9.	7452	Material handlers	NOC Skill Level C	64	19	20
10.	1114	Other financial officers	NOC Skill Level A	62	10	5
11.	6623	Other sales related occupations	NOC Skill Level D	60	13	11
12.	1241	Administrative assistants	NOC Skill Level B	50	17	20
13.	7514	Delivery and courier service drivers	NOC Skill Level C	46	17	15.5
14.	6611	Cashiers	NOC Skill Level D	41	22	20
15.	6541	Security guards and related security service occupations	NOC Skill Level C	40	17	15
16.	3012	Registered nurses and registered psychiatric nurses	NOC Skill Level A	37	32	16
17.	6222	Retail and wholesale buyers	NOC Skill Level B	37	18	16
18.	7321	Automotive service technicians, truck and bus mechanics and mechanical repairers	NOC Skill Level B	35	19	16
19.	6513	Food and beverage servers	NOC Skill Level C	34	25	21
20.	3219	Other medical technologists and technicians (except dental health)	NOC Skill Level B	29	17	18
21.	4214	Early childhood educators and assistants	NOC Skill Level B	28	30	21
22.	1411	General office support workers	NOC Skill Level C	26	15	16
23.	1414	Receptionists	NOC Skill Level C	26	17	16
24.	1431	Accounting and related clerks	NOC Skill Level C	25	15	15
25.	6525	Hotel front desk clerks	NOC Skill Level C	25	18	16
26.	7312	Heavy-duty equipment mechanics	NOC Skill Level B	24	21	21
27.	7271	Carpenters	NOC Skill Level B	21	19	21
28.	6622	Store shelf stockers, clerks and order fillers	NOC Skill Level D	20	16	15
29.	7611	Construction trades helpers and labourers	NOC Skill Level D	18	21	16

## JOB POSTINGS BY 3-DIGIT NOC, SKILL LEVEL, FREQUENCY, & DURATION

What jobs are hard to fill and in-demand?

	3-DIGIT NOC CODE	3-DIGIT NOC LABEL	OCCUPATION'S SKILL	POSTING COUNT	AVG POSTING LENGTH IN DAYS	MEDIAN POSTING LENGTH IN DAYS
1.	642	Retail salespersons	NOC Skill Level C	227	18.1	20
2.	655	Customer and information services representatives	NOC Skill Level C	182	16.2	15
3.	751	Motor vehicle and transit drivers	NOC Skill Level C	120	18.2	16
4.	062	Retail and wholesale trade managers	NOC Skill Level A	115	19.1	16
5.	673	Cleaners	NOC Skill Level D	111	19.7	21
6.	441	Home care providers and educational support occupations	NOC Skill Level C	106	21.6	21
7.	671	Food counter attendants, kitchen helpers and related support occupations	NOC Skill Level D	99	20.9	21
8.	632	Chefs and cooks	NOC Skill Level B	94	24.3	21
9.	662	Other sales support and related occupations	NOC Skill Level D	80	13.7	15
10.	111	Auditors, accountants and investment professionals	NOC Skill Level A	75	12.5	6
11.	745	Longshore workers and material handlers	NOC Skill Level C	64	18.7	20
12.	124	Office administrative assistants - general, legal and medical	NOC Skill Level B	62	17.4	20
13.	141	General office workers	NOC Skill Level C	55	16.8	16
14.	651	Occupations in food and beverage service	NOC Skill Level C	54	26.1	21
15.	421	Paraprofessional occupations in legal, social, community and education services	NOC Skill Level B	52	26.2	21
16.	321	Medical technologists and technicians (except dental health)	NOC Skill Level B	47	17.9	16
17.	622	Technical sales specialists in wholesale trade and retail and wholesale buyers	NOC Skill Level B	46	18.2	20
18.	143	Financial, insurance and related administrative support workers	NOC Skill Level C	42	17.0	19
19.	731	Machinery and transportation equipment mechanics (except motor vehicles)	NOC Skill Level B	41	26.3	21
20.	661	Cashiers	NOC Skill Level D	41	22.1	20
21.	654	Security guards and related security service occupations	NOC Skill Level C	40	17.1	15
22.	301	Professional occupations in nursing	NOC Skill Level A	37	32.3	16
23.	732	Automotive service technicians	NOC Skill Level B	36	18.7	16
24.	122	Administrative and regulatory occupations	NOC Skill Level B	35	23.9	21
25.	152	Supply chain logistics, tracking and scheduling co-ordination occupations	NOC Skill Level C	35	24.2	20
26.	323	Other technical occupations in health care	NOC Skill Level B	33	25.7	16
27.	723	Machining, metal forming, shaping and erecting trades	NOC Skill Level B	29	23.7	19.5
28.	341	Assisting occupations in support of health services	NOC Skill Level C	29	19.4	18.5

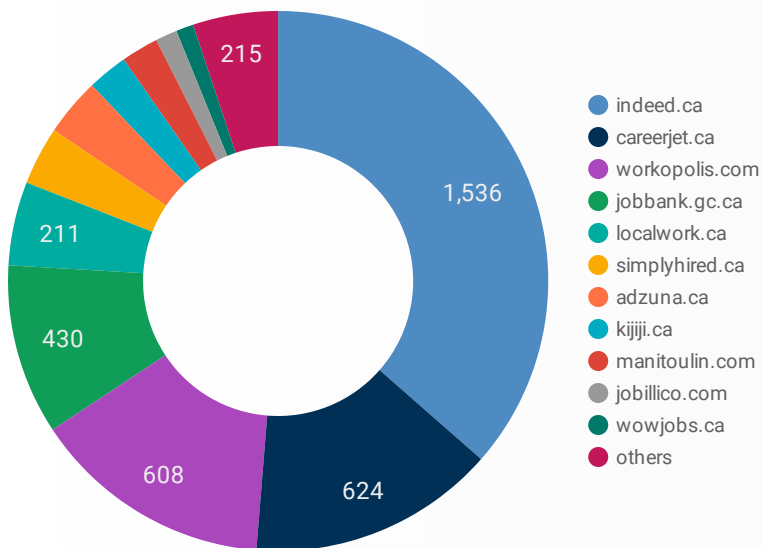
## JOB POSTINGS BY 2-DIGIT NOC, SKILL LEVEL, FREQUENCY, & DURATION

What jobs are hard to fill and in-demand?

	2-DIGIT NOC CODE	2-DIGIT NOC LABEL	OCCUPATION'S SKILL LEVEL	POSTING COUNT	AVG POSTING LENGTH IN DAYS	MEDIAN POSTING LENGTH IN DAYS
1.	65	Service representatives and other customer and personal services occupations	NOC Skill Level C	308	18.2	15
2.	64	Sales representatives and salespersons - wholesale and retail trade	NOC Skill Level C	231	18.1	20
3.	67	Service support and other service occupations, n.e.c.	NOC Skill Level D	224	20.1	21
4.	75	Transport and heavy equipment operation and related maintenance occupations	NOC Skill Level C	148	18.7	16
5.	63	Service supervisors and specialized service occupations	NOC Skill Level B	138	23.4	21
6.	06	Middle management occupations in retail and wholesale trade and customer services	NOC Skill Level A	135	19.2	19.5
7.	66	Sales support occupations	NOC Skill Level D	121	16.3	15
8.	12	Administrative and financial supervisors and administrative occupations	NOC Skill Level B	112	19.9	21
9.	14	Office support occupations	NOC Skill Level C	111	17.9	16
10.	44	Care providers and educational, legal and public protection support occupations	NOC Skill Level C	110	21.5	21
11.	11	Professional occupations in business and finance	NOC Skill Level A	98	14.0	15
12.	72	Industrial, electrical and construction trades	NOC Skill Level B	91	21.3	18
13.	73	Maintenance and equipment operation trades	NOC Skill Level B	90	21.8	18
14.	32	Technical occupations in health	NOC Skill Level B	84	20.9	16
15.	62	Retail sales supervisors and specialized sales occupations	NOC Skill Level B	78	17.0	16
16.	74	Other installers, repairers and servicers and material handlers	NOC Skill Level C	74	18.5	20
17.	42	Paraprofessional occupations in legal, social, community and education services	NOC Skill Level B	52	26.2	21
18.	15	Distribution, tracking and scheduling co-ordination occupations	NOC Skill Level C	50	22.2	16
19.	21	Professional occupations in natural and applied sciences	NOC Skill Level A	50	22.8	16
20.	22	Technical occupations related to natural and applied sciences	NOC Skill Level B	43	24.3	21
21.	41	Professional occupations in law and social, community and government services	NOC Skill Level A	41	16.8	16
22.	01	Senior managers - construction, transportation, production and utilities	NOC Skill Level A	41	20.6	16
23.	30	Professional occupations in nursing	NOC Skill Level A	37	32.3	16
24.	31	Professional occupations in health (except nursing)	NOC Skill Level A	35	23.8	16
25.	34	Assisting occupations in support of health services	NOC Skill Level C	29	19.4	18.5
26.	52	Technical occupations in art, culture, recreation and sport	NOC Skill Level B	28	21.0	21
27.	07	Managers in customer and personal services, n.e.c.	NOC Skill Level A	21	17.4	16

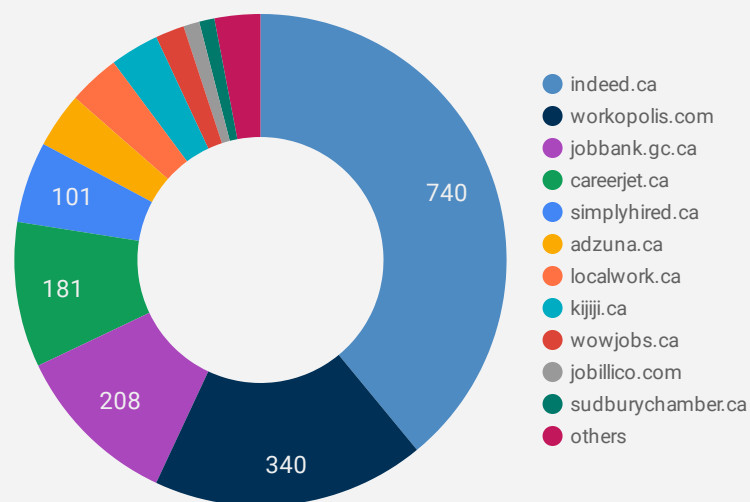
## JOB POSTINGS BY JOB BOARD

What share of unique job postings appear on each job board?



## COMPANIES BY JOB BOARD

What share of unique job postings appear on each job board?



## JOB POSTING DETAILS BY JOB BOARD

How does job posting activity differ by job board?

	JOB BOARD	POSTING COUNT	AVG POSTING LENGTH IN DAYS	MEDIAN POSTING LENGTH IN DAYS	# OF COMPANIES
1.	indeed.ca	1,536	21	21	740
2.	careerjet.ca	624	19	9.5	181
3.	workopolis.com	608	15	15	340
4.	jobbank.gc.ca	430	26	16	208
5.	localwork.ca	211	8	3	64
6.	simplyhired.ca	147	15	16	101
7.	adzuna.ca	146	15	15	69
8.	kijiji.ca	102	15	15	61
9.	manitoulin.com	94	13	14	1
10.	jobillico.com	55	22	17	20
11.	wowjobs.ca	44	16	16	36
12.	careerarc.com	42	30	23	10
13.	sudbury.com	40	27	16	17
14.	sudburychamber.ca	33	21	18	19
15.	secure.hsnsudbury.ca	29	13	7	1
16.	gojobs.gov.on.ca	16	23	17	8
17.	glencorejobs.nga.net.au	14	30	27	3