



JOB DEMAND REPORT

MAY 2021

Job posting data collected by Workforce Planning for Sudbury & Manitoulin from job boards and employer websites who recruit candidates in Greater Sudbury, District of Sudbury and the District of Manitoulin.

HIGHLIGHTS

JOB POSTINGS BY THE NUMBERS

TOTAL ACTIVE	NEW THIS MONTH	COMPANY	JOB BOARD
3,826	2,305	1,340	26

OF DAYS POSTED

AVERAGE	MEDIAN
17.7	17

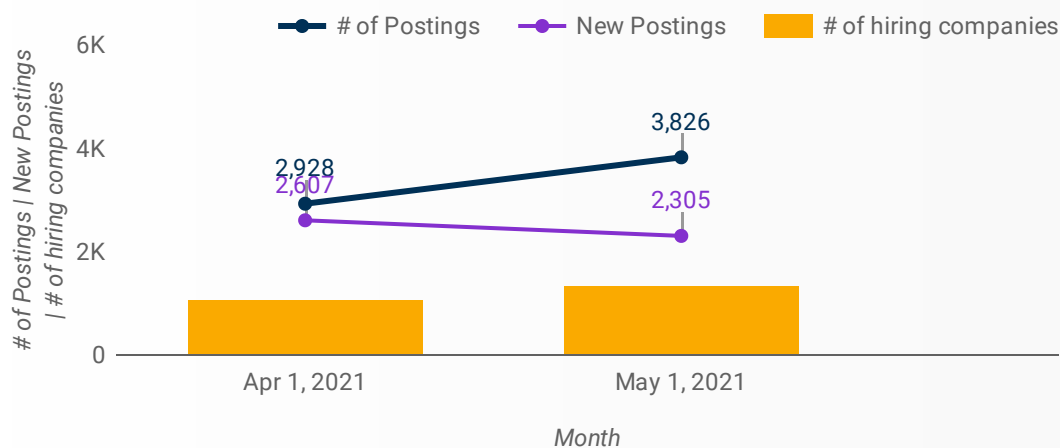
REPORT BUILDER

The default filter selection below will show all job demand data for the month. You can use the filters to create a customized report for the purpose of understanding a subset of the data.

CENSUS AREA	TYPE	DURATION
JOB BOARD	JOB LANGUAGES	QUICK FIND
SKILL LEVEL		
SKILL TYPE NAME		
2 DIGIT NOC NAME		
3 DIGIT NOC NAME		
4 DIGIT NOC NAME		
COMPANY		

JOB POSTINGS BY MONTH

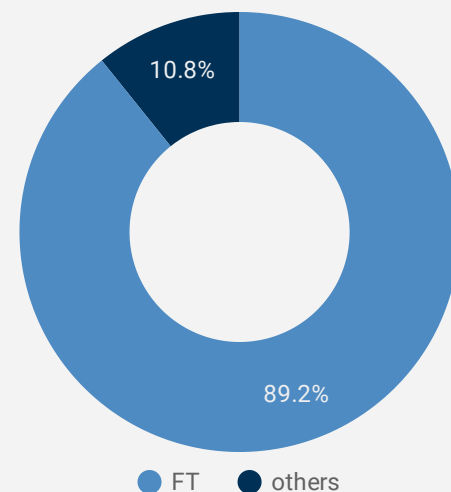
How many job postings were active for at least 1 day this month?



NOTE: This graph cannot be filtered using the controls on the cover page

JOB TYPE

Full-time vs Part-time



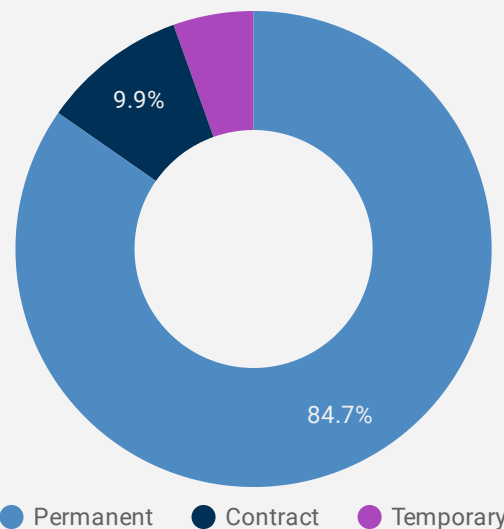
JOB POSTINGS BY DISTRICT

Where are job opportunities being offered?

UPPER TIER	POSTING COUNT	AVG POSTING LENGTH IN DAYS	MEDIAN POSTING LENGTH IN DAYS
1. Greater Sudbury	3,503	18	18
2. District of Sudbury	146	18	18
3. District of Manitoulin	137	15	15

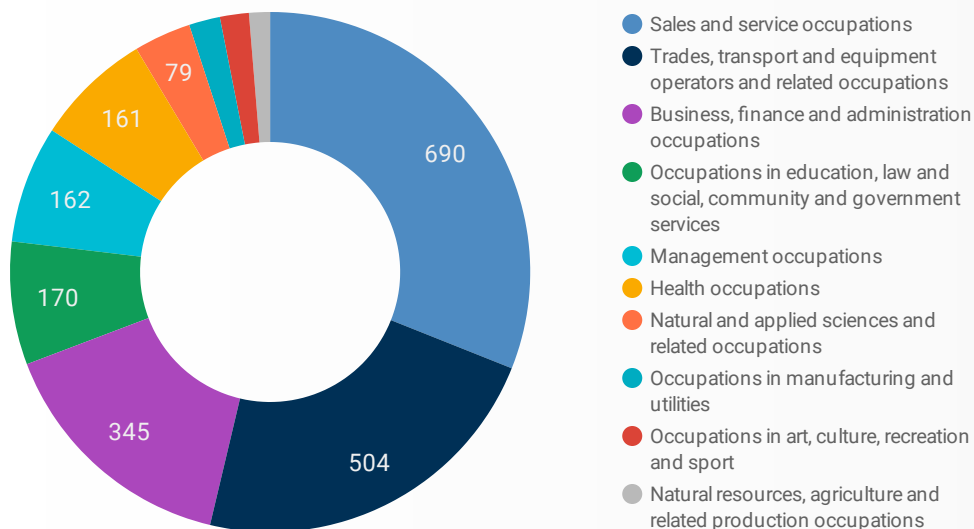
JOB DURATION

Permanency of jobs posted



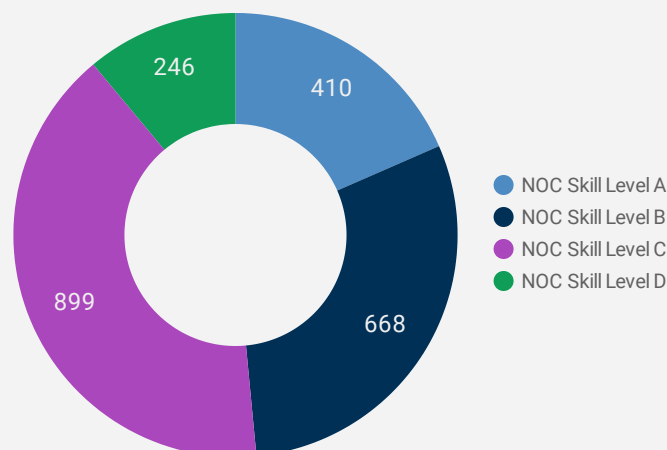
JOB POSTINGS BY SKILL TYPE

What skill type is being recruited?



JOB POSTINGS BY SKILL LEVEL

What education do occupations typically require?



Skill Level A = Usually University education | Skill Level B = Usually College education or Apprenticeship training | Skill Level C = Usually Secondary education or occupation-specific training | Skill Level D = Usually on-the-job training

TOP OCCUPATIONS

What kind of jobs are in-demand?

	4 DIGIT NOC NAME	POSTING COUNT
1.	Other customer and information services representatives	189
2.	Retail salespersons	93
3.	Material handlers	93
4.	Delivery and courier service drivers	83
5.	Transport truck drivers	69
6.	Home support workers, housekeepers and related occupations	67
7.	Retail and wholesale trade managers	56
8.	Administrative assistants	54
9.	Light duty cleaners	52
10.	Cooks	49
11.	Registered nurses and registered psychiatric nurses	47
12.	Food counter attendants, kitchen helpers and related support occupations	42
13.	Automotive service technicians, truck and bus mechanics and mechanical repairers	40
14.	Retail and wholesale buyers	36
15.	Carpenters	33
16.	General office support workers	33
17.	Other financial officers	33
18.	Cashiers	28
19.	Receptionists	28
20.	Security guards and related security service occupations	27
21.	Store shelf stockers, clerks and order fillers	23
22.	Construction trades helpers and labourers	23
23.	Janitors, caretakers and building superintendents	20
24.	Social and community service workers	20
25.	Facility operation and maintenance managers	19
26.	Shippers and receivers	19
27.	Heavy equipment operators (except crane)	18
28.	Food and beverage servers	18
29.	Other instructors	17
30.	Construction labourers	16

TOP EMPLOYERS/AGENCIES

Who is hiring?

	COMPANY	POSTING COUNT
1.	Health Sciences North.	94
2.	Kijiji	80
3.	Manitoulin Publishing Company	78
4.	City of Greater Sudbury	68
5.	Home Depot of Canada Inc.	40
6.	American Iron & Metal	34
7.	HGS - Canada	34
8.	Desjardins	31
9.	Conseil scolaire catholique Nouvelon	29
10.	SkipTheDishes	25
11.	LifeLabs	25
12.	Vale	25
13.	Legend Boats	25
14.	Sensenbrenner Hospital	24
15.	Home Depot	23
16.	Komatsu	22
17.	Preply	21
18.	Boart Longyear	21
19.	Sagamok Anishnawbek	20
20.	Bayshore HealthCare	20
21.	401 Auto	20
22.	Cambrian Search Group	18
23.	Wallbridge Mining Company Limited	18
24.	Glencore	18
25.	Cambrian College	18
26.	AMI Personnel	17
27.	Total Personnel Solutions	16
28.	Extencare Canada - Falconbridge	16
29.	Carrefour francophone de	16

OCCUPATIONS BY FREQUENCY & LENGTH OF JOB POSTINGS

What jobs are hard to fill and in-demand?

	4 DIGIT NOC	4 DIGIT NOC NAME	SKILL LEVEL	POSTING COUNT	AVG POSTING LENGTH IN DAYS	MEDIAN POSTING LENGTH IN DAYS
1.	6552	Other customer and information services representatives	NOC Skill Level C	189	15	16
2.	6421	Retail salespersons	NOC Skill Level C	93	16	16
3.	7452	Material handlers	NOC Skill Level C	93	18	21
4.	7514	Delivery and courier service drivers	NOC Skill Level C	83	16	20
5.	7511	Transport truck drivers	NOC Skill Level C	69	20	18.5
6.	4412	Home support workers, housekeepers and related occupations	NOC Skill Level C	67	17	16
7.	621	Retail and wholesale trade managers	NOC Skill Level A	56	18	21
8.	1241	Administrative assistants	NOC Skill Level B	54	20	21
9.	6731	Light duty cleaners	NOC Skill Level D	52	17	16
10.	6322	Cooks	NOC Skill Level B	49	19	16
11.	3012	Registered nurses and registered psychiatric nurses	NOC Skill Level A	47	21	18
12.	6711	Food counter attendants, kitchen helpers and related support occupations	NOC Skill Level D	42	20	20.5
13.	7321	Automotive service technicians, truck and bus mechanics and mechanical repairers	NOC Skill Level B	40	16	16
14.	6222	Retail and wholesale buyers	NOC Skill Level B	36	17	15
15.	7271	Carpenters	NOC Skill Level B	33	18	16
16.	1411	General office support workers	NOC Skill Level C	33	15	15.5
17.	1114	Other financial officers	NOC Skill Level A	33	17	21
18.	6611	Cashiers	NOC Skill Level D	28	14	15
19.	1414	Receptionists	NOC Skill Level C	28	18	21
20.	6541	Security guards and related security service occupations	NOC Skill Level C	27	19	21
21.	6622	Store shelf stockers, clerks and order fillers	NOC Skill Level D	23	12	15
22.	7611	Construction trades helpers and labourers	NOC Skill Level D	23	19	18
23.	6733	Janitors, caretakers and building superintendents	NOC Skill Level D	20	18	16
24.	4212	Social and community service workers	NOC Skill Level B	20	17	18.5
25.	714	Facility operation and maintenance managers	NOC Skill Level A	19	18	21
26.	1521	Shippers and receivers	NOC Skill Level C	19	22	21
27.	7521	Heavy equipment operators (except crane)	NOC Skill Level C	18	19	21
28.	6513	Food and beverage servers	NOC Skill Level C	18	18	16
29.	4216	Other instructors	NOC Skill Level B	17	11	11.5

JOB POSTINGS BY 3-DIGIT NATIONAL OCCUPATION CLASSIFICATION

What jobs are hard to fill and in-demand?

	3 DIGIT NOC	3 DIGIT NOC NAME	SKILL LEVEL	POSTING COUNT	AVG POSTING LENGTH IN DAYS	MEDIAN POSTING LENGTH IN DAYS
1.	655	Customer and information services representatives	NOC Skill Level C	193	15.3	16
2.	751	Motor vehicle and transit drivers	NOC Skill Level C	154	17.7	19
3.	745	Longshore workers and material handlers	NOC Skill Level C	94	18.0	21
4.	642	Retail salespersons	NOC Skill Level C	93	16.5	16
5.	673	Cleaners	NOC Skill Level D	88	17.2	16
6.	441	Home care providers and educational support occupations	NOC Skill Level C	72	16.9	16
7.	124	Office administrative assistants - general, legal and medical	NOC Skill Level B	64	19.7	21
8.	141	General office workers	NOC Skill Level C	64	16.8	16
9.	062	Retail and wholesale trade managers	NOC Skill Level A	56	18.4	21
10.	632	Chefs and cooks	NOC Skill Level B	54	17.5	15.5
11.	421	Paraprofessional occupations in legal, social, community and education services	NOC Skill Level B	50	15.6	16

1 - 50 / 115 < >

JOB POSTINGS BY 2-DIGIT NATIONAL OCCUPATION CLASSIFICATION

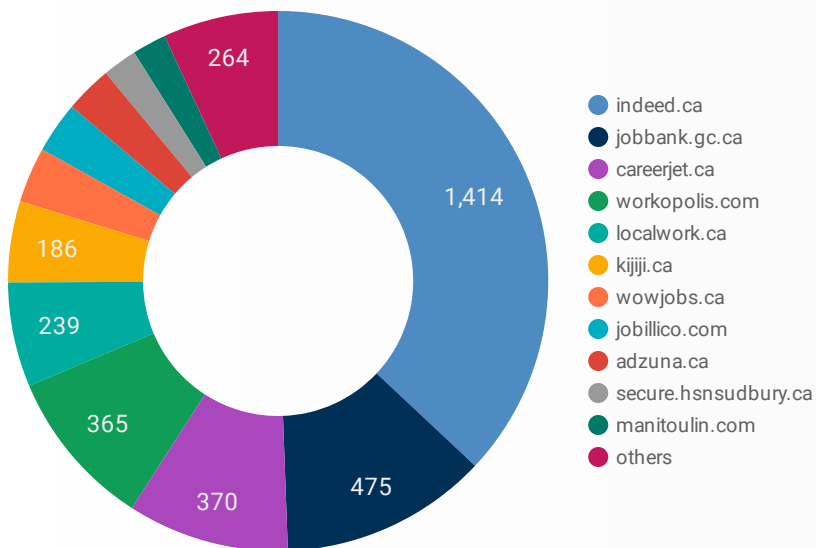
What jobs are hard to fill and in-demand?

	2 DIGIT NOC	2 DIGIT NOC NAME	SKILL LEVEL	POSTING COUNT	AVG POSTING LENGTH IN DAYS	MEDIAN POSTING LENGTH IN DAYS
1.	65	Service representatives and other customer and personal services occupations	NOC Skill Level C	263	15.7	16
2.	75	Transport and heavy equipment operation and related maintenance occupations	NOC Skill Level C	182	17.9	20
3.	67	Service support and other service occupations, n.e.c.	NOC Skill Level D	132	17.9	16
4.	12	Administrative and financial supervisors and administrative occupations	NOC Skill Level B	128	20.0	21
5.	72	Industrial, electrical and construction trades	NOC Skill Level B	123	18.8	16
6.	74	Other installers, repairers and servicers and material handlers	NOC Skill Level C	99	18.4	21
7.	14	Office support occupations	NOC Skill Level C	95	17.7	21
8.	64	Sales representatives and salespersons - wholesale and retail trade	NOC Skill Level C	94	16.4	16
9.	63	Service supervisors and specialized service occupations	NOC Skill Level B	75	19.9	16
10.	06	Middle management occupations in retail and wholesale trade and customer services	NOC Skill Level A	74	17.8	16
11.	44	Care providers and educational, legal and public protection support	NOC Skill Level C	74	16.9	16

1 - 41 / 41 < >

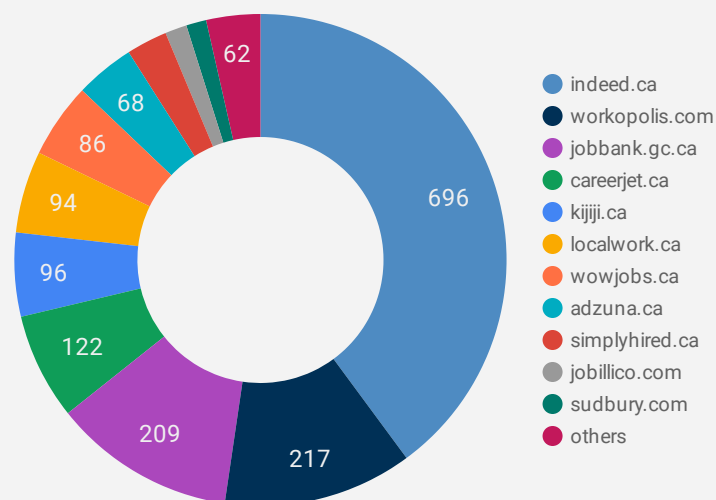
JOB POSTINGS BY JOB BOARD

What share of unique job postings appear on each job board?



COMPANIES BY JOB BOARD

What share of unique job postings appear on each job board?



JOB POSTING DETAILS BY JOB BOARD

How does job posting activity differ by job board?

	JOB BOARD	POSTING COUNT	AVG POSTING LENGTH IN DAYS	MEDIAN POSTING LENGTH IN DAYS	# OF COMPANIES
1.	indeed.ca	1,414	21	21	696
2.	jobbank.gc.ca	475	20	16	209
3.	careerjet.ca	370	17	13	122
4.	workopolis.com	365	15	15	217
5.	localwork.ca	239	8	9	94
6.	kijiji.ca	186	15	15	96
7.	wowjobs.ca	127	16	16	86
8.	jobillico.com	117	20	14	25
9.	adzuna.ca	108	15	15	68
10.	secure.hsnsudbury.ca	79	12	7	1
11.	manitoulin.com	78	13	11	1
12.	simplyhired.ca	71	16	16	47
13.	sudbury.com	39	17	10.5	23
14.	careerarc.com	33	21	19	10
15.	network.applytoeducation.com	23	18	15	3
16.	sudburychamber.ca	22	24	26	16
17.	glencorejobs.nga.net.au	18	21	22.5	3