



# JOB DEMAND REPORT

## MARCH 2023

### HIGHLIGHTS

JOB POSTINGS BY THE NUMBERS				# OF DAYS POSTED	
POSTING COUNT	NEW THIS MONTH	COMPANIES	JOB BOARDS	AVERAGE	MEDIAN
5,297	3,067	1,633	31	24.4	20

### REPORT BUILDER

The default filter selection below will show all job demand data for the month. You can use the filters to create a customized report for the purpose of understanding a subset of the data.

#### OCCUPATION FILTERS

SKILL TYPE NAME / 1-DIGIT NOC	▼
MAJOR GROUP / 2-DIGIT NOC	▼
MINOR GROUP / 3-DIGIT NOC	▼
UNIT GROUP / 4-DIGIT NOC	▼
SKILL LEVEL	▼
JOB TYPE	▼
JOB DURATION	▼
ADDITIONAL LANGUAGE	▼
SPECIFIC JOB TAGS	▼

#### INDUSTRY/SECTOR FILTERS

HIRING SECTOR BY 2-DIGIT NAICS CODE	▼
HIRING SECTOR BY 3-DIGIT NAICS CODE	▼
HIRING SECTOR BY 4-DIGIT NAICS CODE	▼
HIRING SECTOR BY 5-DIGIT NAICS CODE	▼
HIRING SECTOR BY 6-DIGIT NAICS CODE	▼

#### OTHER FILTERS

MUNICIPALITY	▼
DISTRICT	▼
JOB BOARD	▼

NOC = National Occupation Classification | NAICS = North American Industry Classification System

**Source:**

Job posting data collected by Workforce Planning for Sudbury & Manitoulin from job boards and employer websites who recruit candidates in Greater Sudbury, District of Sudbury and the District of Manitoulin.

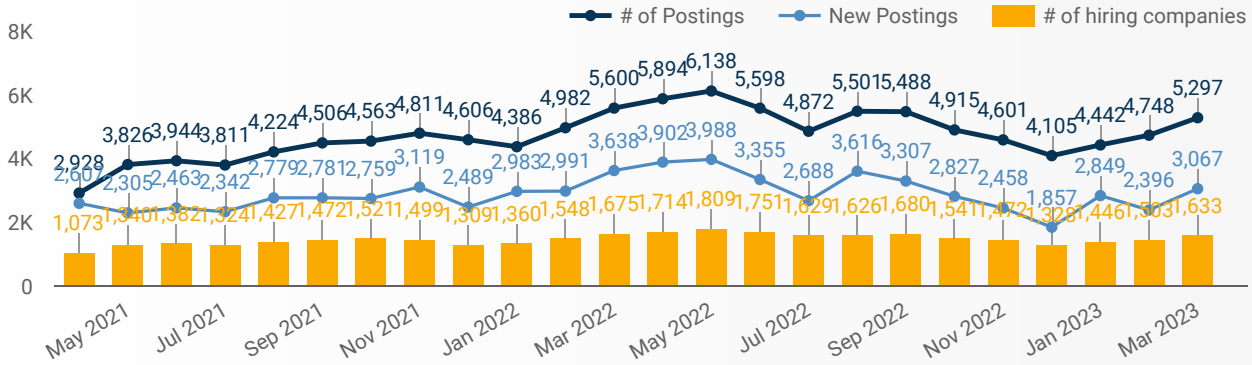


This Employment Ontario service is funded in part by the Government of Canada and the Government of Ontario.

Ce service Emploi Ontario est financé en partie par le gouvernement du Canada et le gouvernement de l'Ontario.

## JOB POSTINGS BY MONTH FOR SUDBURY-MANITOULIN AREA

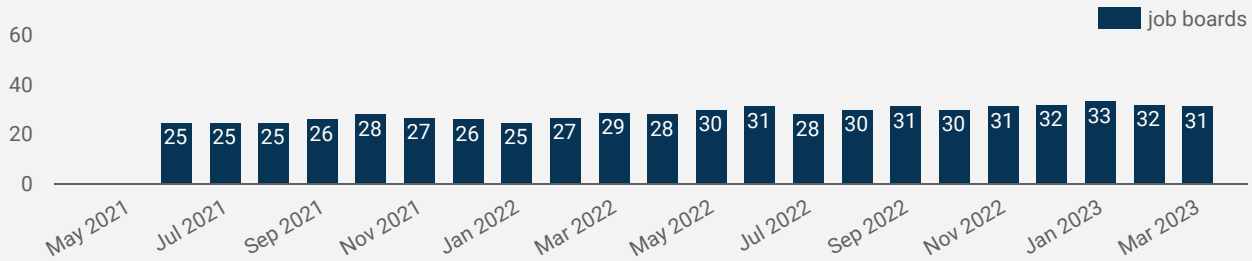
How many job postings were active for at least 1 day this month?



NOTE: This graph cannot be filtered using the controls on the cover page

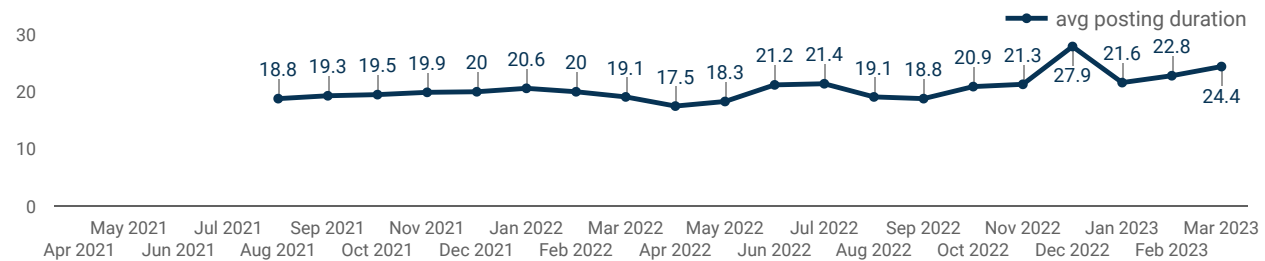
## NUMBER OF ACTIVE JOB BOARDS

How many job postings were active for at least 1 day this month on these job boards?



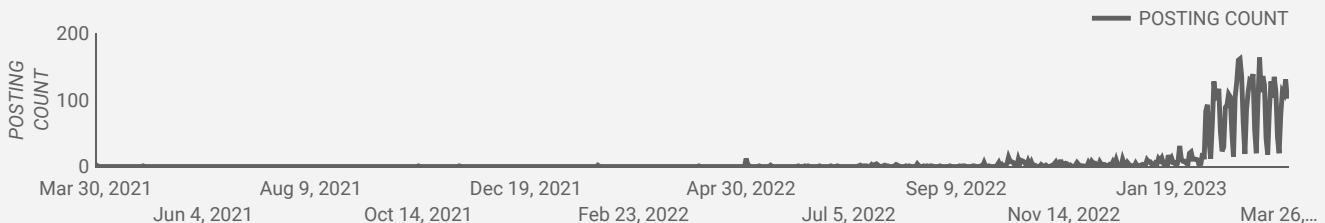
## AVG & MEDIAN POSTING LENGTH BY DAYS

How long are employers having to recruit for to find candidates to fill their job vacancies?



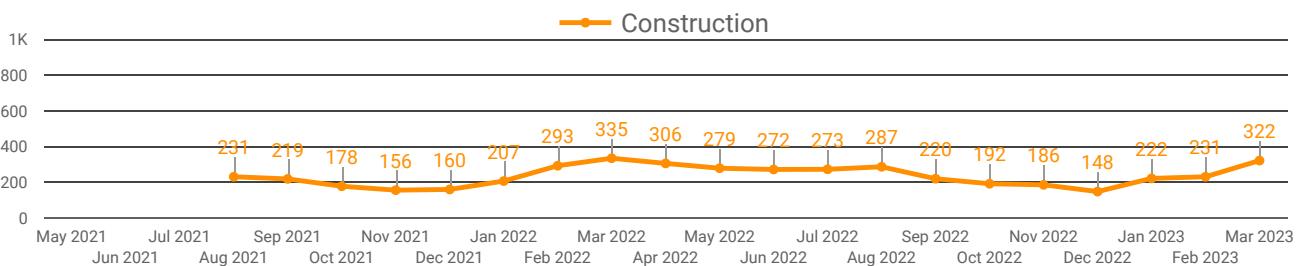
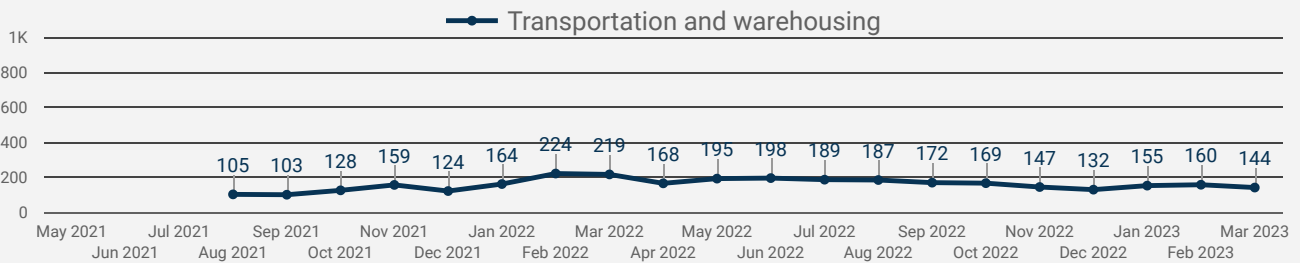
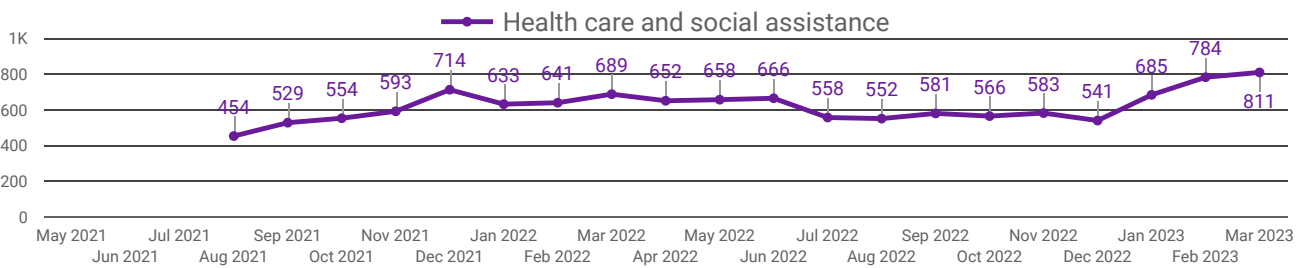
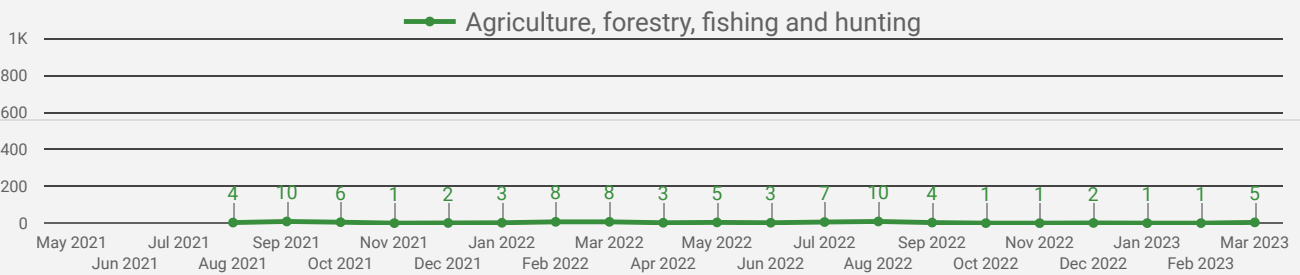
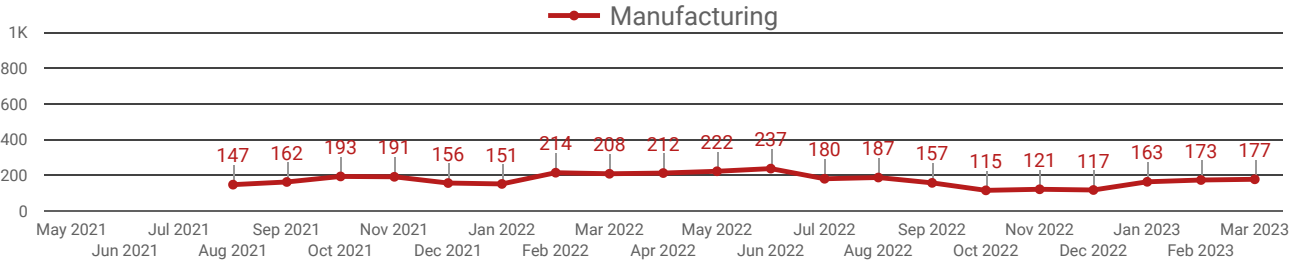
## POST DATE TIMELINE FOR THIS MONTH'S ACTIVE JOB POSTINGS

How many job postings were active for at least 1 day this month?



## DEMAND BY KEY SECTOR (SUDBURY-MANITOULIN AREA)

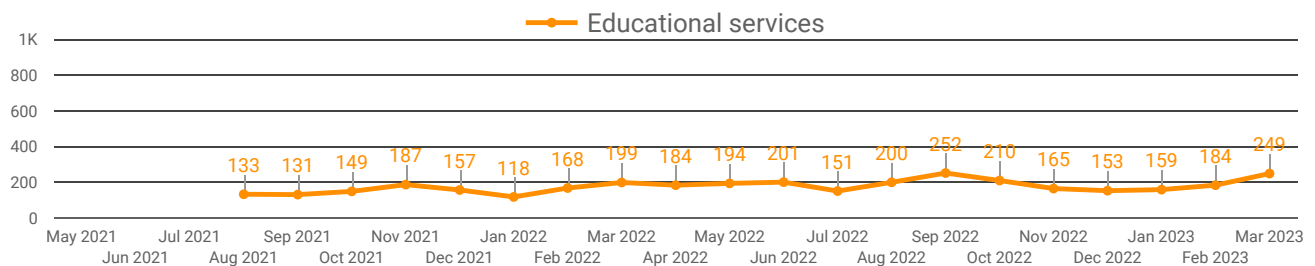
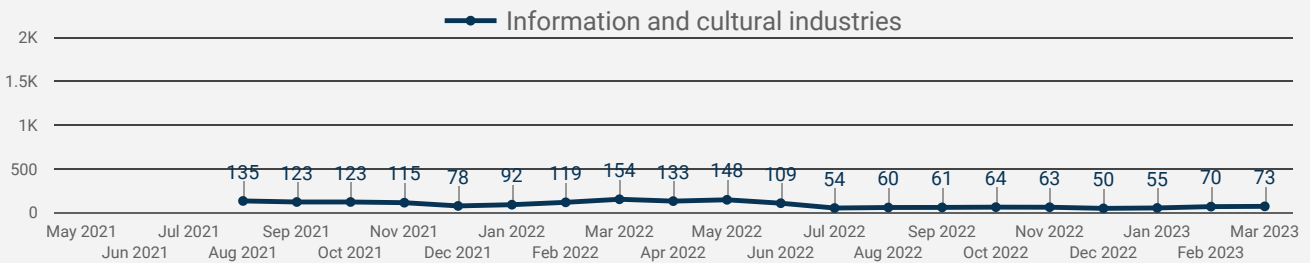
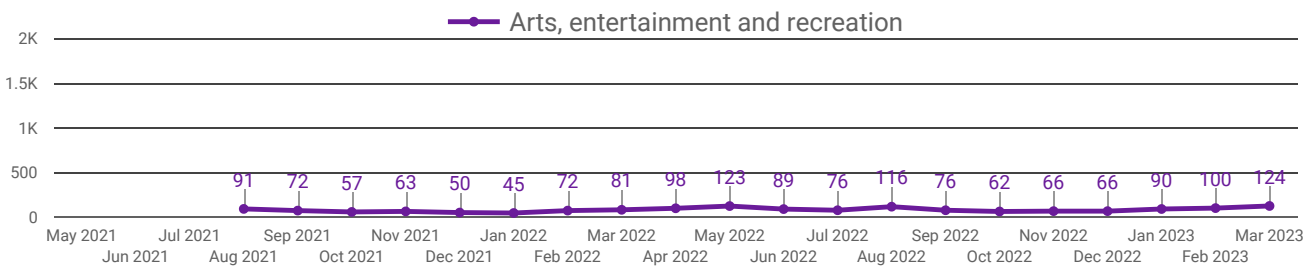
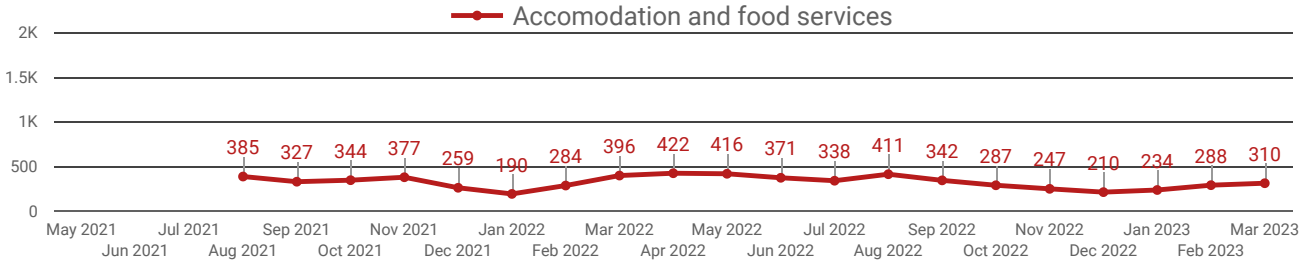
How many job postings were active for at least 1 day this month by sector?



NOTE: This graph cannot be filtered using the controls on the cover page

## DEMAND BY IMPACTED SECTOR (SUDBURY-MANITOULIN AREA)

How many job postings were active for at least 1 day this month by sector?



NOTE: This graph cannot be filtered using the controls on the cover page

## JOB POSTINGS BY MUNICIPALITY

How many job postings were active for at least 1 day this month?

	MUNICIPALITY	POSTING COUNT	AVG POSTING LENGTH IN DAYS	MEDIAN POSTING LENGTH IN DAYS
1.	Greater Sudbury	4,729	24.0	20
2.	Town of Espanola	194	39.1	20
3.	Manitoulin Unorganized	104	26.1	20
4.	District of Sudbury Unorganized	100	22.8	19
5.	Town of Gore Bay	35	21.7	20
6.	Wiikwemkoong First Nation	32	21.7	15
7.	Central Manitoulin Township	28	23.8	22
8.	Killarney Township	16	15.7	15
9.	Town of French River	12	16.9	20
10.	Town of Markstay-Warren	10	12.4	20
11.	Wahnapitae First Nation	9	14.0	15
12.	Assiginack Township	8	24.3	23

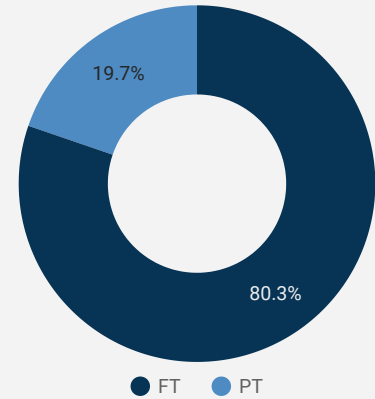
## JOB POSTINGS BY DISTRICT

How many job postings were active for at least 1 day this month?

	UPPER TIER	POSTING COUNT	AVG POSTING LENGTH IN DAYS	MEDIAN POSTING LENGTH IN DAYS
1.	Greater Sudbury	4,738	24.0	20
2.	District of Sudbury	332	31.8	20
3.	District of Manitoulin	227	24.6	20

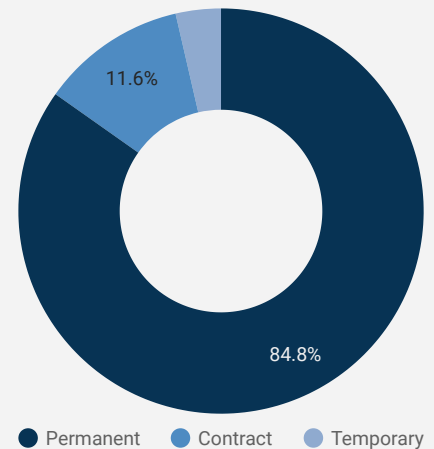
## JOB TYPE

Full-time vs Part-time



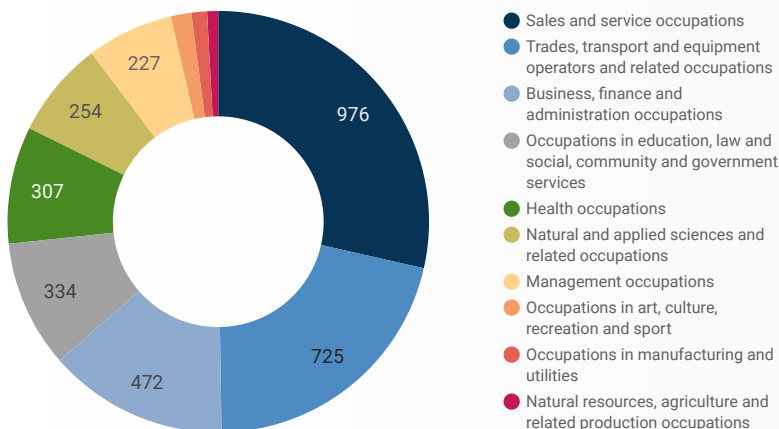
## JOB DURATION

Permanency of jobs posted



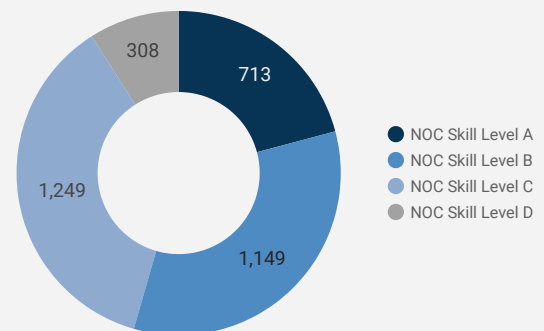
## JOB POSTINGS BY JOB CATEGORY

What broad occupational category is being recruited?



## JOB POSTINGS BY SKILL LEVEL

What education do occupations typically require?



Skill Level A = Usually University education | Skill Level B = Usually College education or Apprenticeship training | Skill Level C = Usually Secondary education or occupation-specific training | Skill Level D = Usually on-the-job training

## TOP HIRING EMPLOYERS & AGENCIES

Who is hiring?

	COMPANY	MUNICIPALITY	POSTINGS COUNT	AVG POSTING LENGTH IN DAYS	MEDIAN POSTING LENGTH IN DAYS
1.	City of Greater Sudbury	Greater Sudbury	204	53.2	36
2.	Health Sciences North (HSN)	Greater Sudbury	129	14.5	20
3.	Employment Options	Town of Espanola	98	64.6	49
4.	Vale Canada	Greater Sudbury	61	24.1	20
5.	Vale	Greater Sudbury	45	19.4	20
6.	Cambrian College of Applied Arts & Technology	Greater Sudbury	42	20.0	20
7.	Sudbury Catholic District School Board	Greater Sudbury	37	39.0	20
8.	Home and Community Care Support Services	Greater Sudbury	37	20.0	20
9.	Science North (ASK - After School Science Kids)	Greater Sudbury	36	18.2	19
10.	City of Greater Sudbury - Sudbury, ON	Greater Sudbury	35	41.7	29
11.	Vale Inco Newfoundland & Labrador	Greater Sudbury	34	31.6	30
12.	Employment Options	District of Sudbury Unorganized	31	57.4	33
13.	Vale Global	Greater Sudbury	29	15.4	14
14.	Nijjaansinaanik Child and Family Services	Greater Sudbury	28	19.4	20
15.	Kijiji	Greater Sudbury	28	15.0	15
16.	Laurentian University	Greater Sudbury	27	20.0	20
17.	Carrefour francophone de Sudbury	Greater Sudbury	25	23.0	21
18.	Cambrian College of Applied Arts and Technology	Greater Sudbury	24	20.4	20
19.	Scotiabank	Greater Sudbury	23	16.2	20
20.	Sudbury Integrated Nickel Operations, A Glencore Company	Greater Sudbury	22	20.0	20
21.	YMCA of Northeastern Ontario	Greater Sudbury	22	23.9	20
22.	Interpaving Limited	Greater Sudbury	22	10.4	1
23.	Employment Options	Greater Sudbury	22	59.0	59
24.	Gardewine	Greater Sudbury	20	20.1	20
25.	Pioneer Construction Inc.	Greater Sudbury	19	32.6	20
26.	Compass Group Canada	Greater Sudbury	19	20.0	20
27.	Ontario Public Service / OPS	Greater Sudbury	19	20.0	20
28.	Glencore PLC	Greater Sudbury	18	20.0	20
29.	NOSM University	Greater Sudbury	17	25.9	20
30.	Sandvik Canada Inc. - Lively in Greater Sudbury, ON	Greater Sudbury	17	19.5	20

## TOP HOURLY WAGES IN JOB POSTINGS

What are employers willing to pay to find the perfect candidate?

# of Minimum Wage Job Postings

155

	JOB TITLE	COMPANY	LOCATION	HOURLY WAGE
1.	Part-time Professors, Dental Hygiene	Cambrian College of Applied Arts and Technology	Greater Sudbury	148
2.	Part-time Professors, Public Relations Graduate Certificate Program	Cambrian College of Applied Arts and Technology	Greater Sudbury	148
3.	Pt Professor, It Business Analysis Graduate Certificate Program (jul - Aug 2023)	Cambrian College of Applied Arts and Technology	Greater Sudbury	148
4.	Pt Professor, It Business Analysis Graduate Certificate Program (may - Jun 2023)	Cambrian College of Applied Arts and Technology	Greater Sudbury	148
5.	Part-time Professors, Cybersecurity Graduate Certificate Program	Cambrian College of Applied Arts and Technology	Greater Sudbury	148
6.	Partial Load Professor, Academic Upgrading (non-post Secondary) - Espanola Campus	Cambrian College of Applied Arts and Technology	Town of Espanola	144
7.	Position #5176 - Partial Load Professor, Academic Upgrading (non-post secondary) - Espanola Campus	Employment Options	Town of Espanola	144
8.	Private Chef	Chez You Experience Inc.	Greater Sudbury	100

1 - 100 / 1431 < >

## TOP SALARIES IN JOB POSTINGS

What are employers willing to pay to find the perfect candidate?

	JOB TITLE	COMPANY	LOCATION	ANNUAL SALARY
1.	Veterinary Surgeon	Lloyd & Cowan Veterinary Recruitment	Greater Sudbury	200,000
2.	Designated Pharmacy Manager	Robertson's IDA	Town of Gore Bay	185,000
3.	Designated Pharmacy Manager	Confidential	Greater Sudbury	185,000
4.	Licensed Real Estate Agent	LacelleGroup Realty Inc., Brokerage	Greater Sudbury	182,250
5.	Estimating Manager	Civiltek Limited	Greater Sudbury	180,000
6.	Deputy Fire Chief Ex23-057	City of Greater Sudbury	Greater Sudbury	163,644
7.	Personnel Manager	GMS Corporation	Greater Sudbury	160,000
8.	Director Of Finance / Chief Financial Officer	City of Greater Sudbury	Greater Sudbury	159,076
9.	Carpet Installer Sudbury And Surrounding Areas	Orange Room Services	Greater Sudbury	150,000
10.	Product Specialist	401 Auto	Greater Sudbury	150,000
11.	Administrative Support	401 Auto	Greater Sudbury	150,000

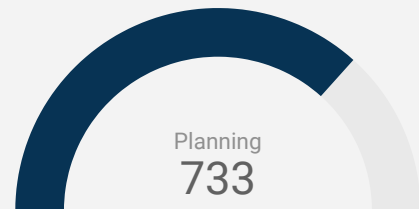
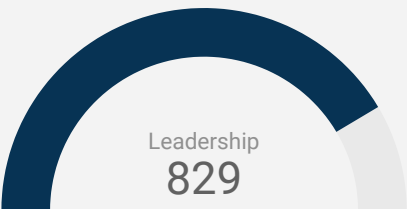
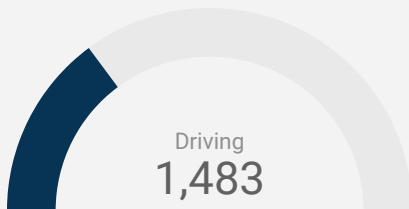
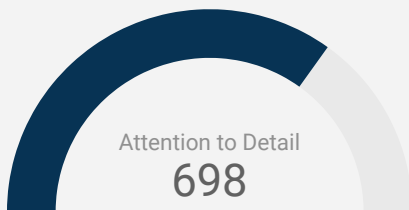
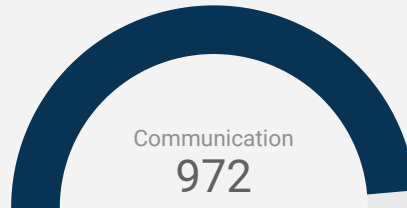
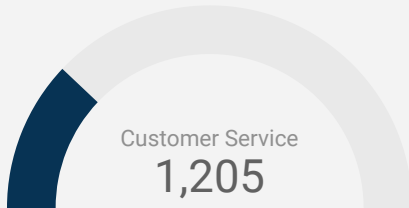
1 - 100 / 1819 < >

## TOP IN-DEMAND SKILLS

How many times were these skills found in job postings?

ACTIVE JOB POSTINGS THIS MONTH

5,297



## KEY JOB REQUIREMENTS

How often are these requirements desired in job postings?

ACTIVE JOB POSTINGS THIS MONTH

5,297



Driver's License  
129



First Aid  
306



Regular Access to a Vehicle  
402



Criminal Record Check  
586



Microsoft Office  
488



Food Safety  
64



## JOB POSTINGS BY SKILL LEVEL, FREQUENCY, & DURATION

What jobs are in-demand and/or hard to fill?

	4 DIGIT NOC	4 DIGIT NOC NAME	SKILL LEVEL	POSTING COUNT	AVG POSTING LENGTH IN DAYS	MEDIAN POSTING LENGTH IN DAYS
1.	6421	Retail salespersons	NOC Skill Level C	238	19.3	20
2.	6552	Other customer and information services representatives	NOC Skill Level C	116	21.9	20
3.	4412	Home support workers  housekeepers and related occupations	NOC Skill Level C	114	22.4	20
4.	7511	Transport truck drivers	NOC Skill Level C	111	25.7	20
5.	0621	Retail and wholesale trade managers	NOC Skill Level A	80	21.7	20
6.	6322	Cooks	NOC Skill Level B	75	24.7	20
7.	7514	Delivery and courier service drivers	NOC Skill Level C	72	27.6	20
8.	7452	Material handlers	NOC Skill Level C	70	19.1	20
9.	6731	Light duty cleaners	NOC Skill Level D	66	18.7	20
10.	4212	Social and community service workers	NOC Skill Level B	60	26.0	20
11.	7321	Automotive service technicians  truck and bus mechanics and mechanical repairers	NOC Skill Level B	57	19.6	20
12.	6711	Food counter attendants  kitchen helpers and related support occupations	NOC Skill Level D	54	29.0	20
13.	1241	Administrative assistants	NOC Skill Level B	53	22.1	20
14.	1414	Receptionists	NOC Skill Level C	50	23.2	20
15.	7312	Heavy-duty equipment mechanics	NOC Skill Level B	45	19.6	20
16.	1411	General office support workers	NOC Skill Level C	44	17.9	20
17.	6541	Security guards and related security service occupations	NOC Skill Level C	41	34.4	20
18.	3219	Other medical technologists and technicians (except dental health)	NOC Skill Level B	37	17.8	20
19.	3233	Licensed practical nurses	NOC Skill Level B	37	22.2	20
20.	4214	Early childhood educators and assistants	NOC Skill Level B	37	34.2	23
21.	6611	Cashiers	NOC Skill Level D	35	18.4	20
22.	7521	Heavy equipment operators (except crane)	NOC Skill Level C	33	25.8	20
23.	7611	Construction trades helpers and labourers	NOC Skill Level D	32	22.7	20
24.	2132	Mechanical engineers	NOC Skill Level A	31	20.7	20
25.	6211	Retail sales supervisors	NOC Skill Level B	30	21.1	20
26.	6222	Retail and wholesale buyers	NOC Skill Level B	30	18.6	20
27.	7241	Electricians (except industrial and power system)	NOC Skill Level B	28	26.4	20
28.	1114	Other financial officers	NOC Skill Level A	27	17.1	20
29.	6733	Janitors  caretakers and building superintendents	NOC Skill Level D	27	18.8	20

## JOB POSTINGS BY 3-DIGIT NATIONAL OCCUPATION CLASSIFICATION

What jobs are hard to fill and/or in-demand?

	3 DIGIT NOC	3 DIGIT NOC NAME	SKILL LEVEL	POSTING COUNT	AVG POSTING LENGTH IN DAYS	MEDIAN POSTING LENGTH IN DAYS
1.	642	Retail salespersons	NOC Skill Level C	238	19.3	20
2.	751	Motor vehicle and transit drivers	NOC Skill Level C	190	26.3	20
3.	655	Customer and information services representatives	NOC Skill Level C	121	21.8	20
4.	441	Home care providers and educational support occupations	NOC Skill Level C	115	23.0	20
5.	673	Cleaners	NOC Skill Level D	111	20.1	20
6.	421	Paraprofessional occupations in legal, social, community and education services	NOC Skill Level B	110	28.0	20
7.	141	General office workers	NOC Skill Level C	95	20.8	20
8.	632	Chefs and cooks	NOC Skill Level B	89	24.5	20
9.	062	Retail and wholesale trade managers	NOC Skill Level A	80	21.7	20
10.	731	Machinery and transportation equipment mechanics (except motor vehicles)	NOC Skill Level B	78	23.2	20
11.	732	Automotive service technicians	NOC Skill Level B	76	19.7	20
12.	124	Office administrative assistants - general, legal and medical	NOC Skill Level B	73	24.8	20
13.	745	Longshore workers and material handlers	NOC Skill Level C	73	19.1	20
14.	213	Civil, mechanical, electrical and chemical engineers	NOC Skill Level A	72	21.3	20
15.	321	Medical technologists and technicians (except dental health)	NOC Skill Level B	62	22.2	20
16.	341	Assisting occupations in support of health services	NOC Skill Level C	60	32.1	20
17.	152	Supply chain logistics, tracking and scheduling co-ordination occupations	NOC Skill Level C	56	22.0	20
18.	323	Other technical occupations in health care	NOC Skill Level B	55	29.3	20
19.	111	Auditors, accountants and investment professionals	NOC Skill Level A	55	18.6	20
20.	671	Food counter attendants, kitchen helpers and related support occupations	NOC Skill Level D	54	29.0	20
21.	122	Administrative and regulatory occupations	NOC Skill Level B	49	27.5	20
22.	143	Financial, insurance and related administrative support workers	NOC Skill Level C	47	23.6	20
23.	314	Therapy and assessment professionals	NOC Skill Level A	43	27.7	20
24.	654	Security guards and related security service occupations	NOC Skill Level C	41	34.4	20
25.	651	Occupations in food and beverage service	NOC Skill Level C	40	20.3	20
26.	622	Technical sales specialists in wholesale trade and retail and wholesale buyers	NOC Skill Level B	38	19.2	20
27.	761	Trades helpers and labourers	NOC Skill Level D	38	22.9	20
28.	752	Heavy equipment operators	NOC Skill Level C	38	44.4	20

## JOB POSTINGS BY 2-DIGIT NATIONAL OCCUPATION CLASSIFICATION

What jobs are hard to fill and/or in-demand?

	2 DIGIT NOC	2 DIGIT NOC NAME	SKILL LEVEL	POSTING COUNT	AVG POSTING LENGTH IN DAYS	MEDIAN POSTING LENGTH IN DAYS
1.	64	Sales representatives and salespersons - wholesale and retail trade	NOC Skill Level C	250	19.3	20
2.	75	Transport and heavy equipment operation and related maintenance occupations	NOC Skill Level C	249	28.1	20
3.	65	Service representatives and other customer and personal services occupations	NOC Skill Level C	235	24.6	20
4.	67	Service support and other service occupations, n.e.c.	NOC Skill Level D	178	25.5	20
5.	73	Maintenance and equipment operation trades	NOC Skill Level B	173	22.7	20
6.	72	Industrial, electrical and construction trades	NOC Skill Level B	168	26.8	20
7.	63	Service supervisors and specialized service occupations	NOC Skill Level B	166	26.5	20
8.	14	Office support occupations	NOC Skill Level C	159	23.5	20
9.	21	Professional occupations in natural and applied sciences	NOC Skill Level A	150	23.3	20
10.	12	Administrative and financial supervisors and administrative occupations	NOC Skill Level B	137	25.1	20
11.	32	Technical occupations in health	NOC Skill Level B	121	25.2	20
12.	44	Care providers and educational, legal and public protection support occupations	NOC Skill Level C	116	23.0	20
13.	42	Paraprofessional occupations in legal, social, community and education services	NOC Skill Level B	110	28.0	20
14.	31	Professional occupations in health (except nursing)	NOC Skill Level A	108	21.6	20
15.	06	Middle management occupations in retail and wholesale trade and customer services	NOC Skill Level A	106	23.0	20
16.	22	Technical occupations related to natural and applied sciences	NOC Skill Level B	104	28.3	20
17.	62	Retail sales supervisors and specialized sales occupations	NOC Skill Level B	97	21.2	20
18.	74	Other installers, repairers and servicers and material handlers	NOC Skill Level C	86	19.3	20
19.	11	Professional occupations in business and finance	NOC Skill Level A	76	19.3	20
20.	15	Distribution, tracking and scheduling co-ordination occupations	NOC Skill Level C	74	21.1	20
21.	41	Professional occupations in law and social, community and government services	NOC Skill Level A	71	28.5	20
22.	34	Assisting occupations in support of health services	NOC Skill Level C	60	32.1	20
23.	01	Senior managers - construction, transportation, production and utilities	NOC Skill Level A	56	18.9	20
24.	66	Sales support occupations	NOC Skill Level D	50	19.7	20
25.	76	Trades helpers, construction labourers and related occupations	NOC Skill Level D	49	22.5	20
26.	40	Professional occupations in education services	NOC Skill Level A	36	25.7	20
27.	07	Managers in customer and personal services, n.e.c.	NOC Skill Level A	32	24.6	20

## MULTILINGUAL JOB POSTINGS BY THE NUMBERS

ACTIVE POSTINGS	NEW POSTINGS	COMPANIES	LANGUAGES
1,081	0	452	1

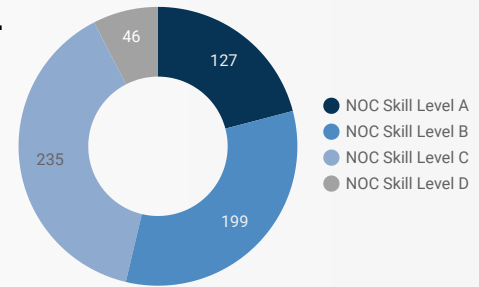
## # OF DAYS POSTED

AVERAGE	MEDIAN
28.0	20

## MULTILINGUAL JOB POSTINGS BY SKILL LEVEL

What language skills are employers looking for by occupational skill level?

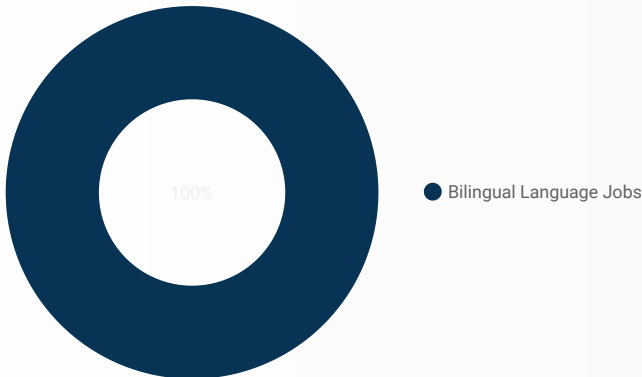
- 127 Skill Level A - Management/ Professional Occupations usually requiring University
- 199 Skill Level B - Usually college education or apprenticeship training
- 235 Skill Level C - Usually secondary education or occupation-specific training
- 46 Skill Level D - Usually on-the-job training



LANGUAGES	NOC Skill Level A	NOC Skill Level B	NOC Skill Level C	NOC Skill Level D
Bilingual Lang...	127	199	235	46

## LANGUAGE SKILLS BREAKDOWN

Which kinds of language skills do employers seek?



LANGUAGES	POSTING COUNT
1. Bilingual Language Jobs	1,081

### Post Date Timeline of this Month's Active Job Postings



## LANGUAGE SKILLS BEING RECRUITED BY JOB CATEGORY

What language skills are sought by 1-Digit NOC?

BROAD OCCUPATIONAL CATEGORY	Bilingual Language Jobs	Grand total
Business, finance and administration occup...	121	121
Health occupations	55	55
Management occupations	35	35
Natural and applied sciences and related o...	36	36
Natural resources, agriculture and related p...	3	3
Occupations in art, culture, recreation and s...	12	12
Occupations in education, law and social, c...	88	88
Occupations in manufacturing and utilities	5	5
Sales and service occupations	135	135
Trades, transport and equipment operators ...	117	117
<b>Grand total</b>	<b>607</b>	<b>607</b>

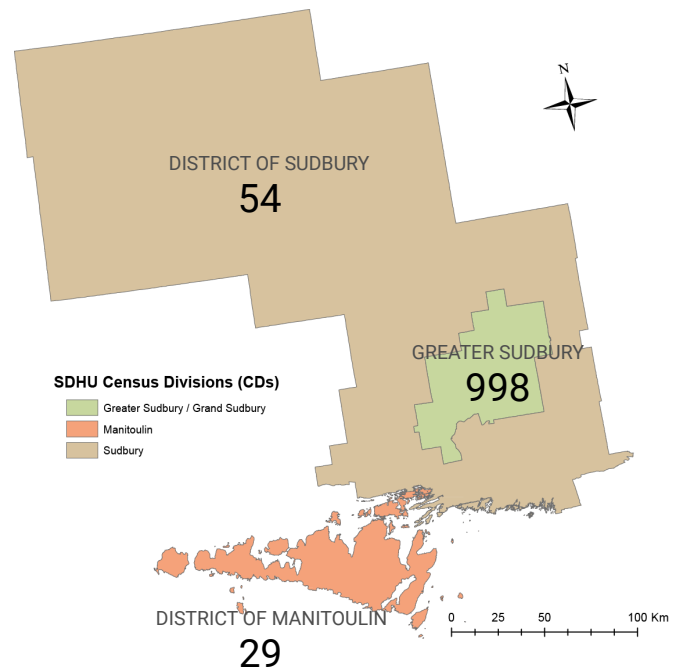
## MULTILINGUAL JOB POSTINGS BY MUNICIPALITY

What language skills are sought by 4-Digit NOC?

MUNICIPALITY	JOB LANGUAGES	AVG POSTING LENGTH IN DAYS	MEDIAN POSTING LENGTH IN DAYS
1. Greater Sudbury	998	28.3	20
2. Town of Espanola	28	34.1	20
3. District of Sudbury Unorganized	15	19.4	20
4. Manitoulin Unorganized	11	20.0	20
5. Wiikwemkoong First Nation	8	13.4	14
6. Town of French River	6	24.0	22
7. Town of Markstay-Warren	5	10.5	10.5

1 - 12 / 12 < >

DISTRICT	JOB LANGUAGES	AVG POSTING LENGTH IN DAYS	MEDIAN POSTING LENGTH IN DAYS
1. Greater Sudbury	998	28.3	20
2. District of Sudbury	54	26.4	20
3. District of Manitoulin	29	17.0	15



## LANGUAGE DEMAND BY JOB

What language skills are sought by 4-Digit NOC?

4 DIGIT NOC NAME	POSTINGS
1. Other customer and information services rep...	28
2. Retail salespersons	25
3. Home support workers  housekeepers and re...	23
4. Receptionists	21
5. Social and community service workers	21
6. Transport truck drivers	18
7. Delivery and courier service drivers	14
8. Light duty cleaners	13
9. Retail and wholesale trade managers	12
10. Accounting and related clerks	11
11. General office support workers	11
12. Nurse aides  orderlies and patient service as...	10
13. Early childhood educators and assistants	10
14. Administrative assistants	10
15. Financial auditors and accountants	9
16. Automotive service technicians  truck and bu...	9
17. Security guards and related security service ...	9
18. Cooks	8
19. Heavy equipment operators (except crane)	7
20. Program leaders and instructors in recreatio...	7
21. Food and beverage servers	6
22. User support technicians	6
23. Roofers and shinglers	6
24. Social workers	6
25. Other financial officers	6
26. University professors and lecturers	6
27. Licensed practical nurses	5
28. Operators and attendants in amusement  rec...	5
29. Occupational therapists	5
30. Financial managers	5
31. Food counter attendants  kitchen helpers an...	5

1 - 100 / 173 < >

## MULTILINGUAL HIRING EMPLOYERS

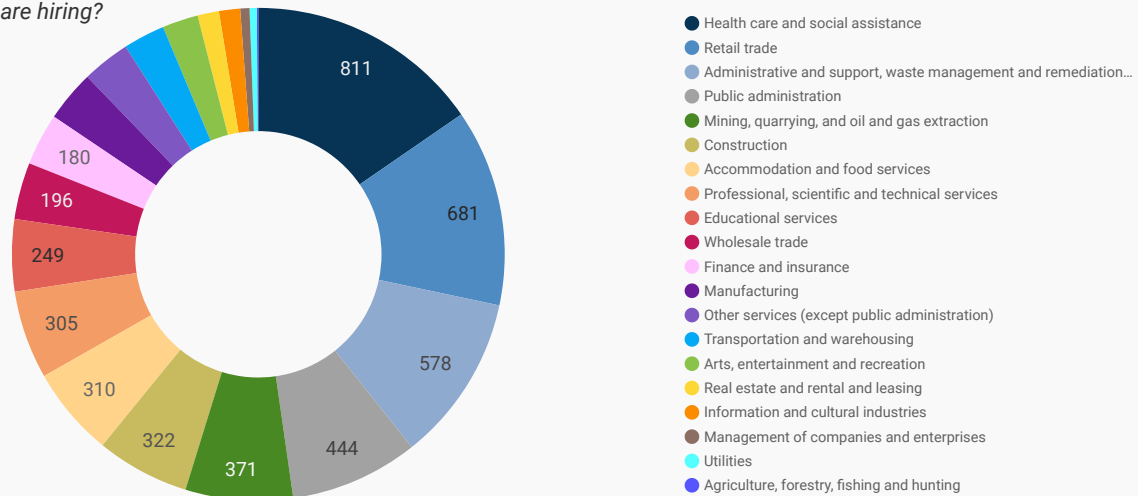
Which employers are seeking multilingual candidates?

COMPANY	POSTINGS
1. City of Greater Sudbury	123
2. Employment Options	31
3. Science North (ASK - After School Science Kids)	27
4. Home and Community Care Support Services	25
5. City of Greater Sudbury - Sudbury, ON	23
6. Laurentian University	19
7. NOSM University	16
8. Pioneer Construction Inc.	15
9. Collège Boréal	12
10. Carrefour francophone de Sudbury	11
11. Kina Gbezhgomi Child and Family Services	11
12. Ontario's LHINs	8
13. Sudbury Catholic District School Board	8
14. Compass / Boussole / Akii-Izhinoogan	8
15. Civiltek Limited	8
16. Le Carrefour Francophone	8
17. Sandvik Canada Inc. - Lively in Greater Sudbury, ON	7
18. NTT Business Process Outsourcing	7
19. England Bread Sales	7
20. Desjardins	7
21. Canada Post - Postes Canada	7
22. La Garderie Touche-À-Tout de Sudbury	6
23. Flynn Canada Ltd.	6
24. CCAC	6
25. Lifeline of Canada	6
26. CBC/Radio-Canada	6
27. Assured Automotive Collision	6
28. Softmoc	5
29. Municipality of French River	5
30. Local Health Integration Networks	5

1 - 50 / 452 < >

## TOP HIRING SECTORS BY 2-DIGIT NAICS CODE

What sectors are hiring?



	2-DIGIT NAICS LABEL	NAICS CODE	POSTING COUNT	AVG POSTING LENGTH IN DAYS	MEDIAN POSTING LENGTH IN DAYS
1.	Health care and social assistance	62	811	20.2	20
2.	Retail trade	44-45	681	20.0	20
3.	Administrative and support, waste management and remediation services	56	578	27.6	20
4.	Public administration	91	444	41.5	20
5.	Mining, quarrying, and oil and gas extraction	21	371	27.6	20
6.	Construction	23	322	23.0	20
7.	Accommodation and food services	72	310	23.6	20
8.	Professional, scientific and technical services	54	305	20.0	20
9.	Educational services	61	249	26.2	20
10.	Wholesale trade	41	196	20.2	20
11.	Finance and insurance	52	180	18.6	20
12.	Manufacturing	31-33	177	23.4	20
13.	Other services (except public administration)	81	166	20.7	20
14.	Transportation and warehousing	48-49	144	22.3	20
15.	Arts, entertainment and recreation	71	124	22.2	20
16.	Real estate and rental and leasing	53	74	21.5	20
17.	Information and cultural industries	51	73	37.0	20
18.	Management of companies and enterprises	55	32	27.7	20
19.	Utilities	22	25	17.9	15.5
20.	Agriculture, forestry, fishing and hunting	11	5	20.3	20

NOTE: NAICS code 56 includes Employment Agencies. Manufacturing includes codes 31-33, Retail Trade includes codes 44-45 and Transportation and Warehousing includes codes 48-49.

## TOP HIRING SECTORS BY 3-DIGIT NAICS CODE

What sectors are hiring?

	3-DIGIT NAICS LABEL	NAICS CODE	POSTING COUNT	AVG POSTING LENGTH IN DAYS	MEDIAN POSTING LENGTH IN DAYS
1.	Administrative and support services	561	543	27.8	20
2.	Professional, scientific and technical services	541	305	20.0	20
3.	Local, municipal and regional public administration	913	290	46.3	26.5
4.	Ambulatory health care services	621	264	19.2	20
5.	Educational services	611	249	26.2	20
6.	Social assistance	624	238	24.0	20
7.	Mining and quarrying (except oil and gas)	212	224	30.8	20
8.	Food services and drinking places	722	224	22.8	20
9.	Specialty trade contractors	238	170	19.7	20
10.	Nursing and residential care facilities	623	170	20.5	20
11.	Support activities for mining, and oil and gas extraction	213	147	23.7	20
12.	Hospitals	622	139	15.1	20
13.	Credit intermediation and related activities	522	120	18.4	20
14.	Amusement, gambling and recreation industries	713	119	22.2	20
15.	Building material and garden equipment and supplies dealers	444	111	16.1	20
16.	Motor vehicle and parts dealers	441	101	19.6	20
17.	Clothing and clothing accessories stores	448	101	19.0	20
18.	Provincial and territorial public administration	912	90	30.8	20
19.	Health and personal care stores	446	88	19.9	20
20.	Machinery, equipment and supplies merchant wholesalers	417	87	20.8	20
21.	Accommodation services	721	86	25.3	20
22.	Construction of buildings	236	76	19.2	20
23.	Heavy and civil engineering construction	237	76	32.4	20
24.	Religious, grant-making, civic, and professional and similar organizations	813	73	17.0	20
25.	Food and beverage stores	445	68	24.4	20
26.	Truck transportation	484	66	20.9	20
27.	Building material and supplies merchant wholesalers	416	65	20.5	20
28.	Repair and maintenance	811	64	22.2	20
29.	Miscellaneous store retailers	453	62	19.4	20
30.	Insurance carriers and related activities	524	44	19.8	20
31.	Couriers and messengers	492	44	23.8	20



## TOP HIRING SECTORS BY 4-DIGIT NAICS CODE

What sectors are hiring?

	4-DIGIT NAICS LABEL	NAICS CODE	POSTING COUNT	AVG POSTING LENGTH IN DAYS	MEDIAN POSTING LENGTH IN DAYS
1.	Employment services	5613	394	30.3	20
2.	Other local, municipal and regional public administration	9139	284	47.0	27
3.	Metal ore mining	2122	224	30.8	20
4.	Full-service restaurants and limited-service eating places	7225	181	23.5	20
5.	Support activities for mining, and oil and gas extraction	2131	147	23.7	20
6.	General medical and surgical hospitals	6221	138	15.1	20
7.	Architectural, engineering and related services	5413	134	18.9	20
8.	Individual and family services	6241	119	23.9	20
9.	Home health care services	6216	113	15.8	20
10.	Building material and supplies dealers	4441	108	16.1	20
11.	Community care facilities for the elderly	6233	107	21.2	20
12.	Child day-care services	6244	102	23.2	20
13.	Services to buildings and dwellings	5617	94	24.3	20
14.	Community colleges and C.E.G.E.P.s	6112	92	19.5	20
15.	Clothing stores	4481	88	18.9	20
16.	Health and personal care stores	4461	88	19.9	20
17.	Other amusement and recreation industries	7139	87	21.1	20
18.	Depository credit intermediation	5221	86	17.6	20
19.	Building equipment contractors	2382	85	22.4	20
20.	Construction, forestry, mining, and industrial machinery, equipment and supplies merchant wholesalers	4172	79	21.1	20
21.	Elementary and secondary schools	6111	78	40.1	20
22.	Traveller accommodation	7211	75	25.8	20
23.	Nursing care facilities	6231	63	19.2	20
24.	General freight trucking	4841	58	21.1	20
25.	Automotive repair and maintenance	8111	57	22.5	20
26.	Other specialty trade contractors	2389	57	15.6	20
27.	Other provincial and territorial public administration	9129	54	20.7	20
28.	Grocery stores	4451	53	24.3	20
29.	Out-patient care centres	6214	51	20.6	20
30.	Management, scientific and technical consulting services	5416	49	21.5	20
31.	Universities	6113	46	22.3	20

## TOP HIRING SECTORS BY 5-DIGIT NAICS CODE

What sectors are hiring?

	5-DIGIT NAICS LABEL	NAICS CODE	POSTING COUNT	AVG POSTING LENGTH IN DAYS	MEDIAN POSTING LENGTH IN DAYS
1.	Employment placement agencies and executive search services	56131	391	30.3	20
2.	Other local, municipal and regional public administration	91391	284	47.0	27
3.	Full-service restaurants and limited-service eating places	72251	181	23.5	20
4.	Copper, nickel, lead and zinc ore mining	21223	152	20.9	20
5.	Support activities for mining, and oil and gas extraction	21311	147	23.7	20
6.	General medical and surgical hospitals	62211	138	15.1	20
7.	Engineering services	54133	128	19.0	20
8.	Home health care services	62161	113	15.8	20
9.	Community care facilities for the elderly	62331	107	21.2	20
10.	Child day-care services	62441	102	23.2	20
11.	Community colleges and C.E.G.E.P.s	61121	92	19.5	20
12.	Hardware stores	44413	91	15.6	20
13.	Elementary and secondary schools	61111	78	40.1	20
14.	Banking	52211	71	16.6	20
15.	Hotels (except casino hotels) and motels	72111	70	26.8	20
16.	Plumbing, heating and air-conditioning contractors	23822	64	23.6	20
17.	Nursing care facilities	62311	63	19.2	20
18.	Other individual and family services	62419	62	17.0	20
19.	Pharmacies and drug stores	44611	57	19.7	20
20.	Janitorial services	56172	57	25.5	20
21.	General freight trucking, long distance	48412	56	20.9	20
22.	Fitness and recreational sports centres	71394	54	21.4	20
23.	Other provincial and territorial public administration	91291	54	20.7	20
24.	Universities	61131	46	22.3	20
25.	Supermarkets and other grocery (except convenience) stores	44511	43	18.5	20
26.	Department stores	45211	43	17.7	20
27.	Other out-patient care centres	62149	43	20.8	20
28.	Site preparation contractors	23891	41	13.4	20
29.	Gold and silver ore mining	21222	40	62.3	20
30.	Couriers	49211	38	24.6	20
31.	Residential building construction	23611	37	19.0	20

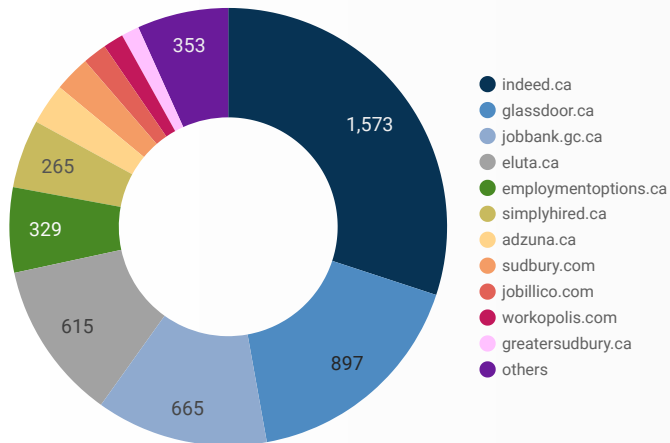
## TOP HIRING SECTORS BY 6-DIGIT NAICS CODE

What sectors are hiring?

	NAICS Label	NAICS CODE	POSTING COUNT ▾	AVG POSTING LENGTH IN DAYS	MEDIAN POSTING LENGTH IN DAYS
1.	Employment placement agencies and executive search services	561310	391	30.3	20
2.	Other local, municipal and regional public administration	913910	284	47.0	27
3.	Nickel-copper ore mining	212232	146	21.1	20
4.	Other support activities for mining	213119	140	23.8	20
5.	General (except paediatric) hospitals	622111	138	15.1	20
6.	Engineering services	541330	128	19.0	20
7.	Home health care services	621610	113	15.8	20
8.	Community care facilities for the elderly	623310	107	21.2	20
9.	Child day-care services	624410	102	23.2	20
10.	Limited-service eating places	722512	98	19.1	20
11.	Community colleges and C.E.G.E.P.s	611210	92	19.5	20
12.	Hardware stores	444130	91	15.6	20
13.	Full-service restaurants	722511	83	27.6	20
14.	Elementary and secondary schools	611110	78	40.1	20
15.	Personal and commercial banking industry	522111	71	16.6	20
16.	Plumbing, heating and air-conditioning contractors	238220	64	23.6	20
17.	Nursing care facilities	623110	63	19.2	20
18.	Other individual and family services	624190	62	17.0	20
19.	Hotels	721111	58	28.1	20
20.	Pharmacies and drug stores	446110	57	19.7	20
21.	General freight trucking, long distance, truck-load	484121	54	20.9	20
22.	Fitness and recreational sports centres	713940	54	21.4	20
23.	Other provincial and territorial public administration	912910	54	20.7	20
24.	Janitorial services (except window cleaning)	561722	50	27.1	20
25.	Universities	611310	46	22.3	20
26.	Department stores	452110	43	17.7	20
27.	Supermarkets and other grocery (except convenience) stores	445110	43	18.5	20
28.	Site preparation contractors	238910	41	13.4	20
29.	Gold and silver ore mining	212220	40	62.3	20
30.	Couriers	492110	38	24.6	20
31.	Residential building construction	236110	37	19.0	20

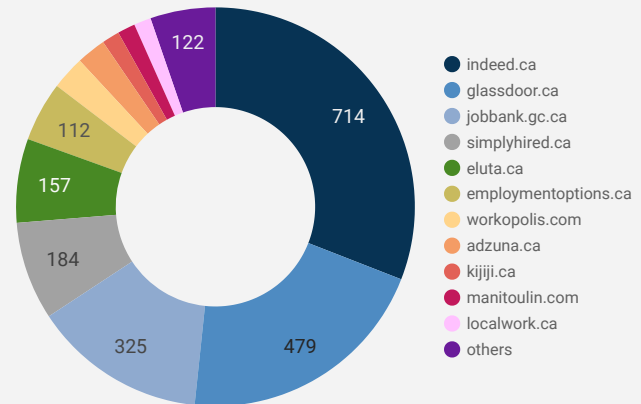
## JOB POSTINGS BY JOB BOARD

What share of unique job postings appear on each job board?



## COMPANIES BY JOB BOARD

What share of unique job postings appear on each job board?



## JOB POSTING DETAILS BY JOB BOARD

How does job posting activity differ by job board?

	JOB BOARD	POSTING COUNT	AVG POSTING LENGTH IN DAYS	MEDIAN POSTING LENGTH IN DAYS	# OF COMPANIES
1.	indeed.ca	1,573	19.2	20	714
2.	glassdoor.ca	897	20.0	20	479
3.	jobbank.gc.ca	665	30.6	29	325
4.	eluta.ca	615	20.0	20	157
5.	employmentoptions.ca	329	32.4	23	112
6.	simplyhired.ca	265	19.5	20	184
7.	adzuna.ca	159	14.0	14	55
8.	sudbury.com	139	69.9	69	32
9.	jobillico.com	93	21.5	15	31
10.	workopolis.com	79	158.0	158	63
11.	greatersudbury.ca	69	83.9	69	1
12.	kijiji.ca	64	15.0	15	33
13.	manitoulin.com	56	25.1	26	33
14.	localwork.ca	50	8.1	2	32
15.	rncareers.ca	45	13.5	12	11
16.	gojobs.gov.on.ca	32	49.5	19	14
17.	vale.eightfold.ai	29	15.4	14	1
18.	careerarc.com	19	18.0	13	6