



JOB DEMAND REPORT

APRIL 2023

HIGHLIGHTS

JOB POSTINGS BY THE NUMBERS				# OF DAYS POSTED	
POSTING COUNT	NEW THIS MONTH	COMPANIES	JOB BOARDS	AVERAGE	MEDIAN
4,819	2,563	1,573	31	23.0	20

REPORT BUILDER

The default filter selection below will show all job demand data for the month. You can use the filters to create a customized report for the purpose of understanding a subset of the data.

OCCUPATION FILTERS

SKILL TYPE NAME / 1-DIGIT NOC	▼
MAJOR GROUP / 2-DIGIT NOC	▼
MINOR GROUP / 3-DIGIT NOC	▼
UNIT GROUP / 4-DIGIT NOC	▼
SKILL LEVEL	▼
JOB TYPE	▼
JOB DURATION	▼
ADDITIONAL LANGUAGE	▼
SPECIFIC JOB TAGS	▼

INDUSTRY/SECTOR FILTERS

HIRING SECTOR BY 2-DIGIT NAICS CODE	▼
HIRING SECTOR BY 3-DIGIT NAICS CODE	▼
HIRING SECTOR BY 4-DIGIT NAICS CODE	▼
HIRING SECTOR BY 5-DIGIT NAICS CODE	▼
HIRING SECTOR BY 6-DIGIT NAICS CODE	▼

OTHER FILTERS

MUNICIPALITY	▼
DISTRICT	▼
JOB BOARD	▼

NOC = National Occupation Classification | NAICS = North American Industry Classification System

Source:

Job posting data collected by Workforce Planning for Sudbury & Manitoulin from job boards and employer websites who recruit candidates in Greater Sudbury, District of Sudbury and the District of Manitoulin.

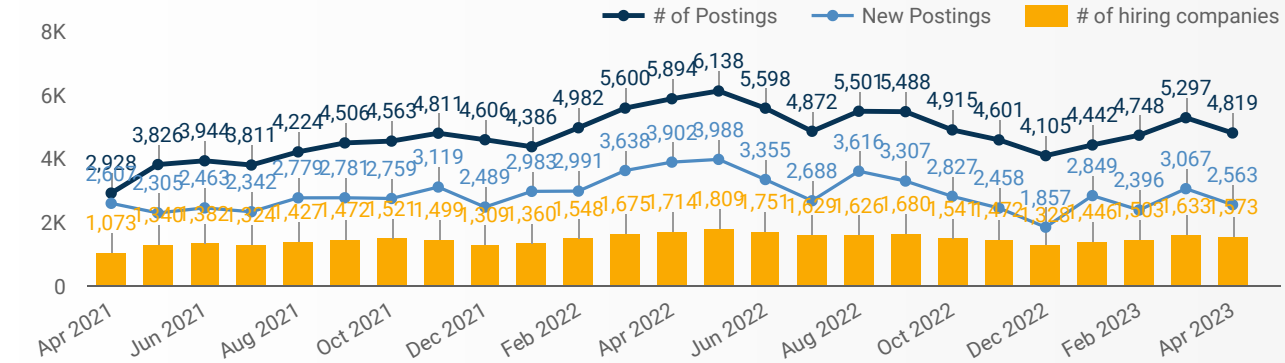


This Employment Ontario service is funded in part by the Government of Canada and the Government of Ontario.

Ce service Emploi Ontario est financé en partie par le gouvernement du Canada et le gouvernement de l'Ontario.

JOB POSTINGS BY MONTH FOR SUDBURY-MANITOULIN AREA

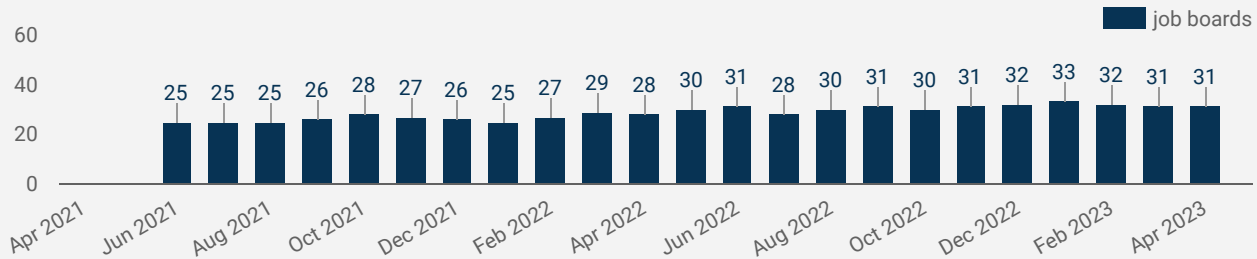
How many job postings were active for at least 1 day this month?



NOTE: This graph cannot be filtered using the controls on the cover page

NUMBER OF ACTIVE JOB BOARDS

How many job postings were active for at least 1 day this month on these job boards?




AVG & MEDIAN POSTING LENGTH BY DAYS

How long are employers having to recruit for to find candidates to fill their job vacancies?



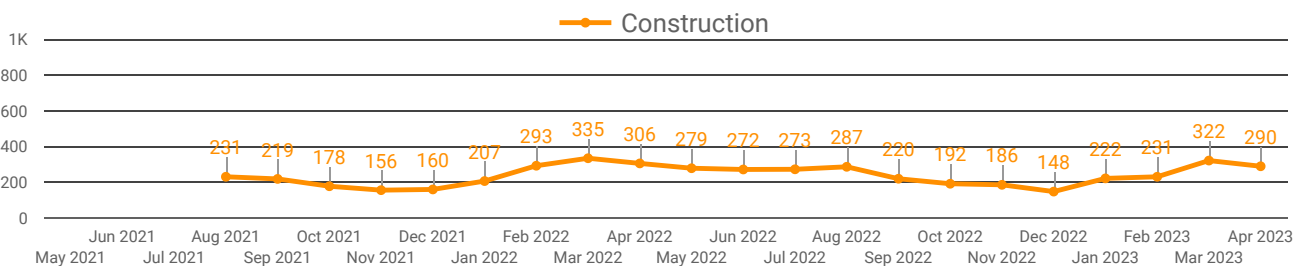
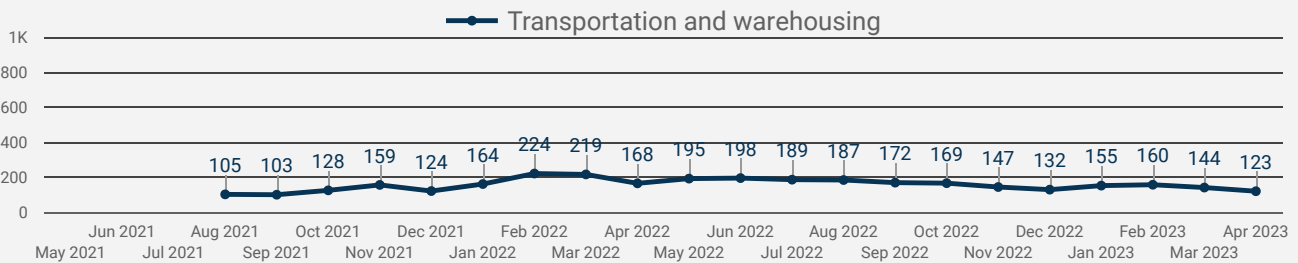
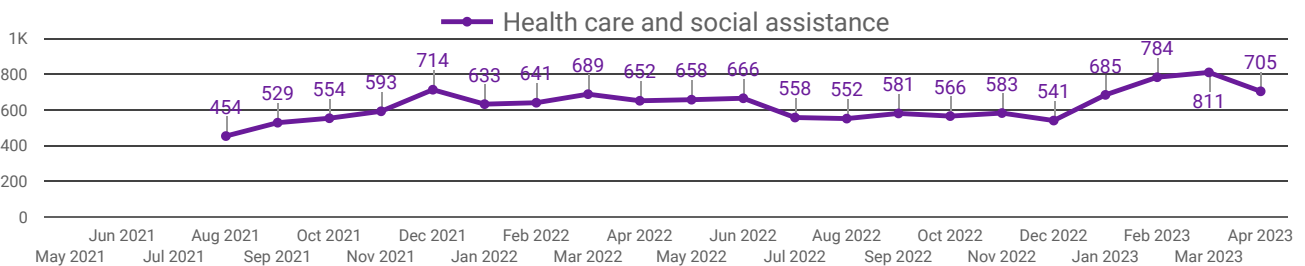
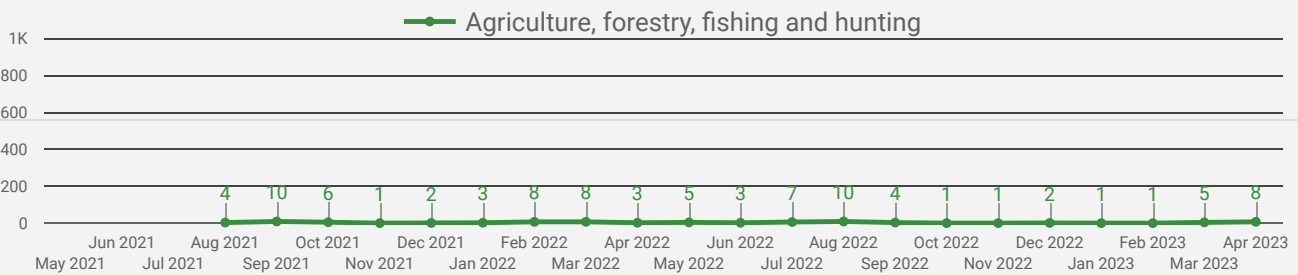
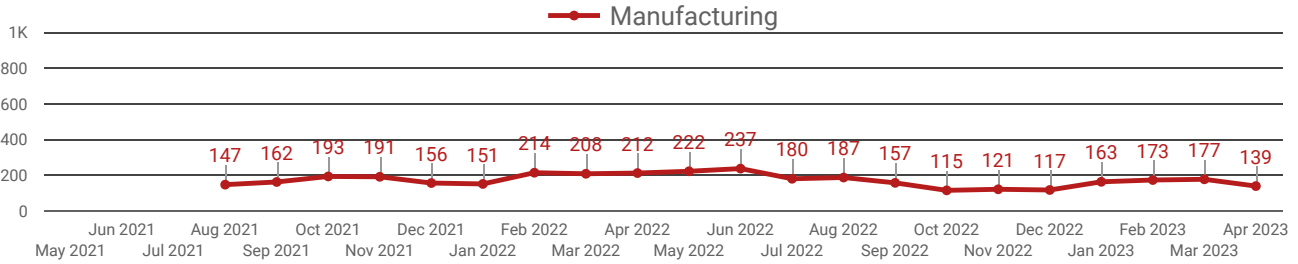
POST DATE TIMELINE FOR THIS MONTH'S ACTIVE JOB POSTINGS

How many job postings were active for at least 1 day this month?



DEMAND BY KEY SECTOR (SUDBURY-MANITOULIN AREA)

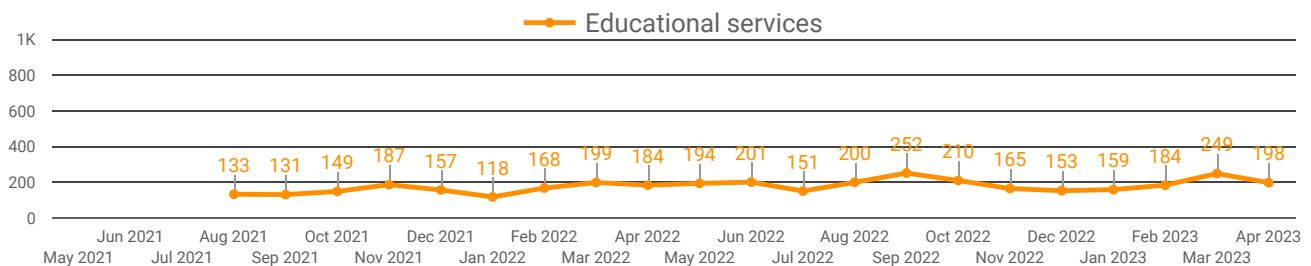
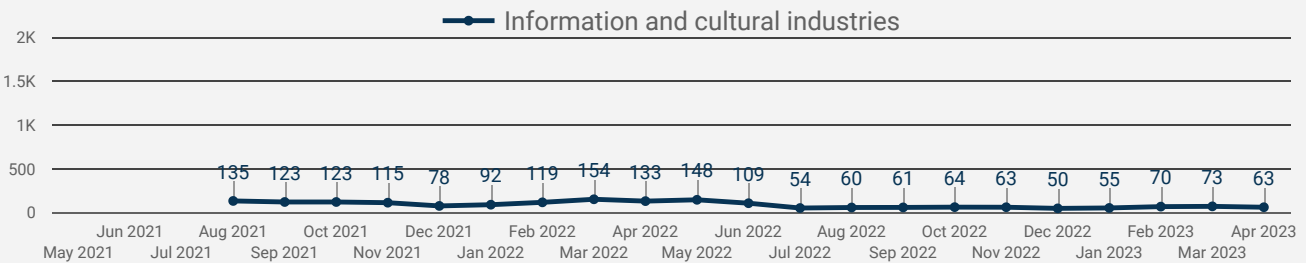
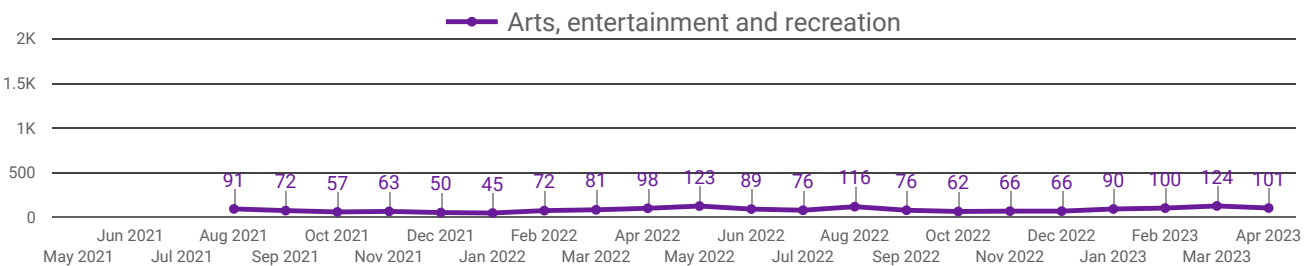
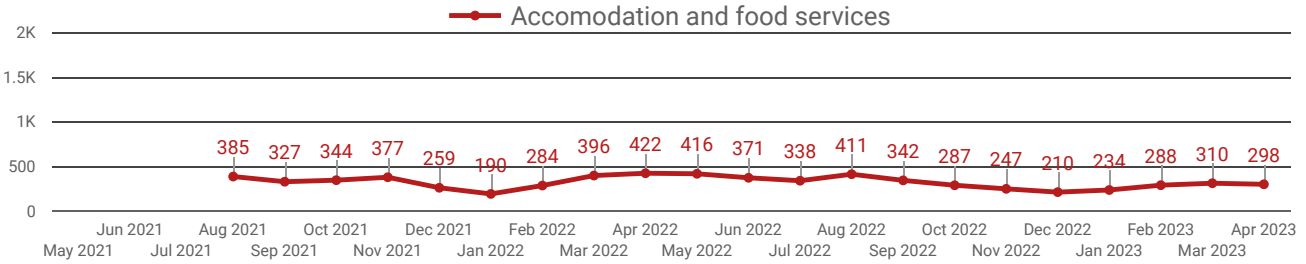
How many job postings were active for at least 1 day this month by sector?



NOTE: This graph cannot be filtered using the controls on the cover page

DEMAND BY IMPACTED SECTOR (SUDBURY-MANITOULIN AREA)

How many job postings were active for at least 1 day this month by sector?



NOTE: This graph cannot be filtered using the controls on the cover page

JOB POSTINGS BY MUNICIPALITY

How many job postings were active for at least 1 day this month?

	MUNICIPALITY	POSTING COUNT	AVG POSTING LENGTH IN DAYS	MEDIAN POSTING LENGTH IN DAYS
1.	Greater Sudbury	4,221	21.2	20
2.	Town of Espanola	228	38.8	20
3.	District of Sudbury Unorganized	109	48.5	20
4.	Manitoulin Unorganized	93	27.6	20
5.	Central Manitoulin Township	44	13.8	15
6.	Town of Gore Bay	38	23.2	20
7.	Wiikwemkoong First Nation	27	27.9	30
8.	Killarney Township	13	146.0	167
9.	Town of French River	9	20.0	20
10.	Town of Markstay-Warren	8	20.0	20
11.	M'Chigeeng First Nation	7	13.4	9
12.	Wahnapiatae First Nation	7	18.5	19

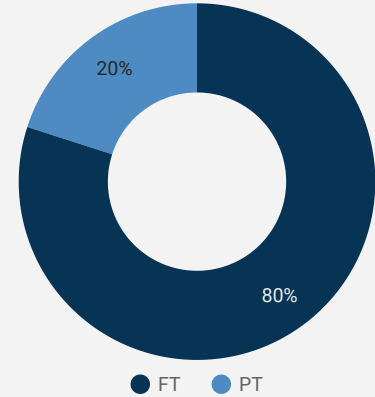
JOB POSTINGS BY DISTRICT

How many job postings were active for at least 1 day this month?

	UPPER TIER	POSTING COUNT	AVG POSTING LENGTH IN DAYS	MEDIAN POSTING LENGTH IN DAYS
1.	Greater Sudbury	4,228	21.2	20
2.	District of Sudbury	367	44.2	20
3.	District of Manitoulin	224	23.7	20

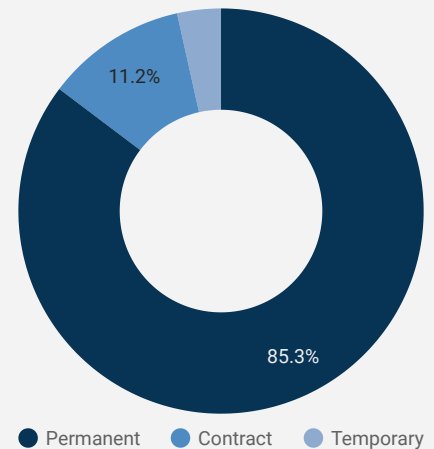
JOB TYPE

Full-time vs Part-time



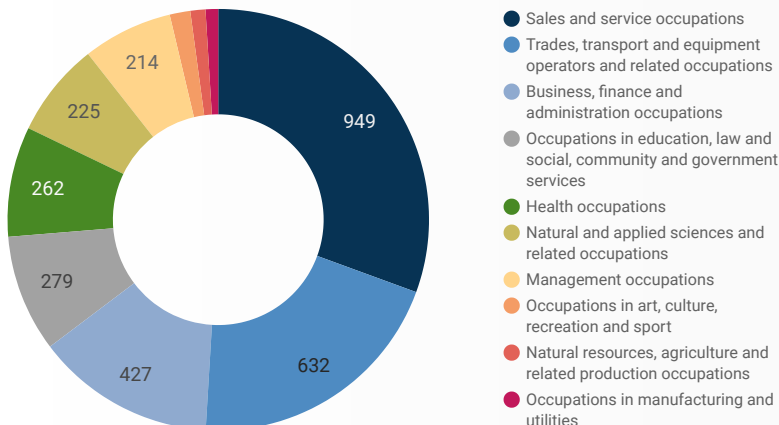
JOB DURATION

Permanency of jobs posted



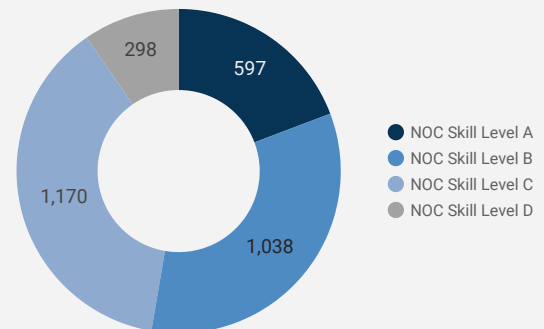
JOB POSTINGS BY JOB CATEGORY

What broad occupational category is being recruited?



JOB POSTINGS BY SKILL LEVEL

What education do occupations typically require?



Skill Level A = Usually University education | Skill Level B = Usually College education or Apprenticeship training | Skill Level C = Usually Secondary education or occupation-specific training | Skill Level D = Usually on-the-job training

TOP HIRING EMPLOYERS & AGENCIES

Who is hiring?









	COMPANY	MUNICIPALITY	POSTINGS COUNT	AVG POSTING LENGTH IN DAYS	MEDIAN POSTING LENGTH IN DAYS
1.	City of Greater Sudbury	Greater Sudbury	135	22.5	20
2.	Health Sciences North (HSN)	Greater Sudbury	104	16.7	20
3.	Employment Options	Town of Espanola	101	60.5	41
4.	Vale Canada	Greater Sudbury	95	23.6	20
5.	Vale	Greater Sudbury	63	19.5	20
6.	Science North (ASK - After School Science Kids)	Greater Sudbury	41	20.1	19
7.	Vale Global	Greater Sudbury	40	12.9	14
8.	Home and Community Care Support Services	Greater Sudbury	37	18.2	19
9.	Sudbury Catholic District School Board	Greater Sudbury	32	20.0	20
10.	Laurentian University	Greater Sudbury	29	19.7	20
11.	Employment Options	District of Sudbury Unorganized	29	153.5	80
12.	Kijiji	Greater Sudbury	26	15.4	15
13.	Carrefour francophone de Sudbury	Greater Sudbury	26	25.7	29
14.	Lowe's Canada	Greater Sudbury	24	15.9	20
15.	Gardewine	Greater Sudbury	24	19.9	20
16.	Employment Options	Greater Sudbury	23	196.0	225
17.	Niijaansinaanik Child and Family Services	Greater Sudbury	23	18.5	20
18.	Cambrian College of Applied Arts & Technology	Greater Sudbury	23	20.0	20
19.	Extencare (Canada) Inc - Falconbridge	Greater Sudbury	21	15.4	19
20.	Giant Tiger Stores Limited	Greater Sudbury	20	20.1	20
21.	YMCA of Northeastern Ontario	Greater Sudbury	19	19.6	20
22.	Cambrian College of Applied Arts and Technology	Greater Sudbury	18	20.0	20
23.	Collège Boréal	Greater Sudbury	17	18.8	20
24.	Sudbury Integrated Nickel Operations, A Glencore Company	Greater Sudbury	17	20.0	20
25.	Total Personnel Solutions	Greater Sudbury	17	21.2	20
26.	Interfor	District of Sudbury Unorganized	15	24.5	26
27.	Compass Group Canada	Greater Sudbury	14	20.0	20
28.	Interpaving Limited	Greater Sudbury	14	25.1	28
29.	Dexterra Group Inc.	Greater Sudbury	14	14.8	20
30.	VON Canada	Greater Sudbury	14	61.7	53

TOP HOURLY WAGES IN JOB POSTINGS

What are employers willing to pay to find the perfect candidate?

of Minimum Wage Job Postings

164

	JOB TITLE	COMPANY	LOCATION	HOURLY WAGE ▾
1.	Pt Professor, It Business Analysis Graduate Certificate Program (may - Jun 2023)	Cambrian College of Applied Arts and Technology	Greater Sudbury	148 
2.	Pt Professor, It Business Analysis Graduate Certificate Program (jul - Aug 2023)	Cambrian College of Applied Arts and Technology	Greater Sudbury	148 
3.	Part-time Professors, Public Relations Graduate Certificate Program	Cambrian College of Applied Arts and Technology	Greater Sudbury	148 
4.	Part-time Professors, Cybersecurity Graduate Certificate Program	Cambrian College of Applied Arts and Technology	Greater Sudbury	148 
5.	Part-time Professors, Dental Hygiene	Cambrian College of Applied Arts and Technology	Greater Sudbury	148 
6.	Part-time Professors, School Of Business	Cambrian College of Applied Arts and Technology	Greater Sudbury	148 
7.	Partial Load Professor, Academic Upgrading (non-post Secondary) - Espanola Campus	Cambrian College of Applied Arts and Technology	Town of Espanola	144 
8.	Position #5176 - Partial Load Professor, Academic Upgrading (non-post secondary) - Espanola Campus	Employment Options	Town of Espanola	144 

1 - 100 / 1314 < >

TOP SALARIES IN JOB POSTINGS

What are employers willing to pay to find the perfect candidate?

	JOB TITLE	COMPANY	LOCATION	ANNUAL SALARY ▾
1.	Veterinary Surgeon	Lloyd & Cowan Veterinary Recruitment	Greater Sudbury	200,000 
2.	Personnel Manager	GMS Corporation	Greater Sudbury	160,000 
3.	Real Estate Sales Representative	Royal LePage Real Estate	Greater Sudbury	150,000 
4.	Sales Representative	Reliance Comfort Limited Partnership o/a Reliance Home Comfort	Greater Sudbury	150,000 
5.	Buildings Engineer - Structural	J.L. Richards & Associates Limited	Greater Sudbury	150,000 
6.	Electrical Engineer - Mining	J.L. Richards & Associates Limited	Greater Sudbury	150,000 
7.	Rv Finance Manager	401 Auto	Greater Sudbury	150,000 
8.	Sales Specialist	Reliance Comfort Limited Partnership o/a Reliance Home Comfort	Greater Sudbury	150,000 
9.	Outside Sales	Reliance Home Comfort	Greater Sudbury	150,000 

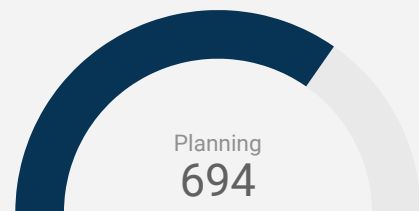
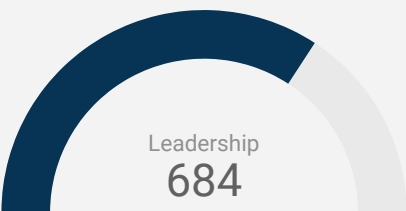
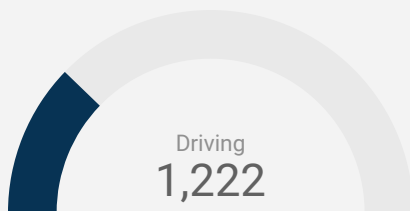
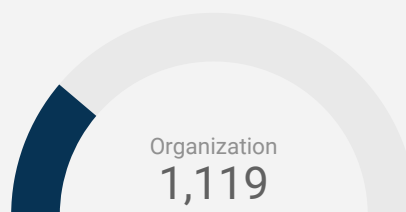
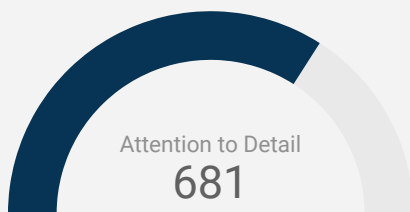
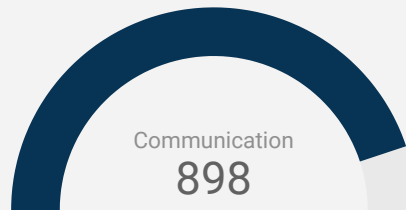
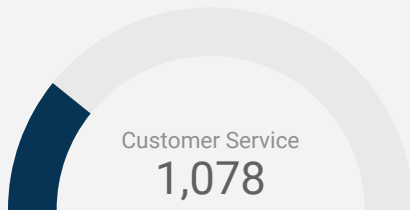
1 - 100 / 1624 < >

TOP IN-DEMAND SKILLS

How many times were these skills found in job postings?

ACTIVE JOB POSTINGS THIS MONTH

4,819



KEY JOB REQUIREMENTS

How often are these requirements desired in job postings?

ACTIVE JOB POSTINGS THIS MONTH

4,819



Driver's License
122



First Aid
267



Regular Access to a Vehicle
366



Criminal Record Check
450



Microsoft Office
443



Food Safety
61

JOB POSTINGS BY SKILL LEVEL, FREQUENCY, & DURATION

What jobs are in-demand and/or hard to fill?

	4 DIGIT NOC	4 DIGIT NOC NAME	SKILL LEVEL	POSTING COUNT	AVG POSTING LENGTH IN DAYS	MEDIAN POSTING LENGTH IN DAYS
1.	6421	Retail salespersons	NOC Skill Level C	256	23.2	20
2.	7511	Transport truck drivers	NOC Skill Level C	103	21.6	20
3.	6552	Other customer and information services representatives	NOC Skill Level C	96	20.6	20
4.	4412	Home support workers housekeepers and related occupations	NOC Skill Level C	94	29.1	20
5.	6731	Light duty cleaners	NOC Skill Level D	73	18.7	20
6.	6322	Cooks	NOC Skill Level B	72	30.2	20
7.	7452	Material handlers	NOC Skill Level C	71	20.3	20
8.	4212	Social and community service workers	NOC Skill Level B	63	20.3	20
9.	1241	Administrative assistants	NOC Skill Level B	60	21.8	20
10.	0621	Retail and wholesale trade managers	NOC Skill Level A	59	20.9	20
11.	7514	Delivery and courier service drivers	NOC Skill Level C	56	19.2	20
12.	6711	Food counter attendants kitchen helpers and related support occupations	NOC Skill Level D	50	24.3	20
13.	1414	Receptionists	NOC Skill Level C	42	18.7	20
14.	7521	Heavy equipment operators (except crane)	NOC Skill Level C	41	19.8	20
15.	4214	Early childhood educators and assistants	NOC Skill Level B	40	38.6	20
16.	1411	General office support workers	NOC Skill Level C	39	18.7	20
17.	6611	Cashiers	NOC Skill Level D	37	19.9	20
18.	3233	Licensed practical nurses	NOC Skill Level B	36	17.3	20
19.	7321	Automotive service technicians truck and bus mechanics and mechanical repairers	NOC Skill Level B	36	35.0	20
20.	7312	Heavy-duty equipment mechanics	NOC Skill Level B	36	27.7	20
21.	6513	Food and beverage servers	NOC Skill Level C	34	30.7	20
22.	6541	Security guards and related security service occupations	NOC Skill Level C	34	24.5	20
23.	0714	Facility operation and maintenance managers	NOC Skill Level A	29	26.3	20
24.	2131	Civil engineers	NOC Skill Level A	29	25.4	20
25.	6211	Retail sales supervisors	NOC Skill Level B	28	20.9	20
26.	7611	Construction trades helpers and labourers	NOC Skill Level D	26	21.5	20
27.	2132	Mechanical engineers	NOC Skill Level A	26	19.3	20
28.	6222	Retail and wholesale buyers	NOC Skill Level B	26	19.8	20
29.	1114	Other financial officers	NOC Skill Level A	25	18.1	20

JOB POSTINGS BY 3-DIGIT NATIONAL OCCUPATION CLASSIFICATION

What jobs are hard to fill and/or in-demand?

	3 DIGIT NOC	3 DIGIT NOC NAME	SKILL LEVEL	POSTING COUNT	AVG POSTING LENGTH IN DAYS	MEDIAN POSTING LENGTH IN DAYS
1.	642	Retail salespersons	NOC Skill Level C	256	23.2	20
2.	751	Motor vehicle and transit drivers	NOC Skill Level C	165	20.7	20
3.	673	Cleaners	NOC Skill Level D	114	19.6	20
4.	421	Paraprofessional occupations in legal, social, community and education services	NOC Skill Level B	111	28.2	20
5.	655	Customer and information services representatives	NOC Skill Level C	102	20.3	20
6.	441	Home care providers and educational support occupations	NOC Skill Level C	96	29.1	20
7.	632	Chefs and cooks	NOC Skill Level B	86	32.1	20
8.	141	General office workers	NOC Skill Level C	82	18.7	20
9.	124	Office administrative assistants - general, legal and medical	NOC Skill Level B	78	20.6	20
10.	745	Longshore workers and material handlers	NOC Skill Level C	74	20.3	20
11.	213	Civil, mechanical, electrical and chemical engineers	NOC Skill Level A	70	20.3	20
12.	731	Machinery and transportation equipment mechanics (except motor vehicles)	NOC Skill Level B	63	25.4	20
13.	062	Retail and wholesale trade managers	NOC Skill Level A	59	20.9	20
14.	143	Financial, insurance and related administrative support workers	NOC Skill Level C	55	18.0	20
15.	341	Assisting occupations in support of health services	NOC Skill Level C	52	23.3	20
16.	152	Supply chain logistics, tracking and scheduling co-ordination occupations	NOC Skill Level C	51	23.8	20
17.	122	Administrative and regulatory occupations	NOC Skill Level B	50	19.6	20
18.	671	Food counter attendants, kitchen helpers and related support occupations	NOC Skill Level D	50	24.3	20
19.	323	Other technical occupations in health care	NOC Skill Level B	49	21.2	20
20.	321	Medical technologists and technicians (except dental health)	NOC Skill Level B	48	19.9	20
21.	732	Automotive service technicians	NOC Skill Level B	47	36.6	20
22.	651	Occupations in food and beverage service	NOC Skill Level C	47	27.9	20
23.	752	Heavy equipment operators	NOC Skill Level C	45	19.8	20
24.	111	Auditors, accountants and investment professionals	NOC Skill Level A	38	18.9	20
25.	661	Cashiers	NOC Skill Level D	37	19.9	20
26.	071	Managers in customer and personal services, n.e.c.	NOC Skill Level A	36	25.3	20
27.	622	Technical sales specialists in wholesale trade and retail and wholesale buyers	NOC Skill Level B	35	19.1	20
28.	631	Service supervisors	NOC Skill Level B	34	47.0	20

JOB POSTINGS BY 2-DIGIT NATIONAL OCCUPATION CLASSIFICATION

What jobs are hard to fill and/or in-demand?

	2 DIGIT NOC	2 DIGIT NOC NAME	SKILL LEVEL	POSTING COUNT	AVG POSTING LENGTH IN DAYS	MEDIAN POSTING LENGTH IN DAYS
1.	64	Sales representatives and salespersons - wholesale and retail trade	NOC Skill Level C	271	23.1	20
2.	75	Transport and heavy equipment operation and related maintenance occupations	NOC Skill Level C	229	22.8	20
3.	65	Service representatives and other customer and personal services occupations	NOC Skill Level C	210	22.8	20
4.	67	Service support and other service occupations, n.e.c.	NOC Skill Level D	172	21.1	20
5.	63	Service supervisors and specialized service occupations	NOC Skill Level B	154	33.6	20
6.	72	Industrial, electrical and construction trades	NOC Skill Level B	149	30.5	20
7.	14	Office support occupations	NOC Skill Level C	147	18.4	20
8.	12	Administrative and financial supervisors and administrative occupations	NOC Skill Level B	144	22.8	20
9.	21	Professional occupations in natural and applied sciences	NOC Skill Level A	131	19.1	20
10.	73	Maintenance and equipment operation trades	NOC Skill Level B	127	29.4	20
11.	42	Paraprofessional occupations in legal, social, community and education services	NOC Skill Level B	111	28.2	20
12.	32	Technical occupations in health	NOC Skill Level B	100	20.7	20
13.	44	Care providers and educational, legal and public protection support occupations	NOC Skill Level C	99	28.9	20
14.	22	Technical occupations related to natural and applied sciences	NOC Skill Level B	94	28.0	20
15.	06	Middle management occupations in retail and wholesale trade and customer services	NOC Skill Level A	91	25.4	20
16.	31	Professional occupations in health (except nursing)	NOC Skill Level A	91	17.9	20
17.	62	Retail sales supervisors and specialized sales occupations	NOC Skill Level B	88	19.3	20
18.	74	Other installers, repairers and servicers and material handlers	NOC Skill Level C	87	20.3	20
19.	01	Senior managers - construction, transportation, production and utilities	NOC Skill Level A	59	21.4	20
20.	15	Distribution, tracking and scheduling co-ordination occupations	NOC Skill Level C	58	23.6	20
21.	11	Professional occupations in business and finance	NOC Skill Level A	54	29.2	20
22.	66	Sales support occupations	NOC Skill Level D	54	20.0	20
23.	34	Assisting occupations in support of health services	NOC Skill Level C	52	23.3	20
24.	41	Professional occupations in law and social, community and government services	NOC Skill Level A	46	28.2	20
25.	76	Trades helpers, construction labourers and related occupations	NOC Skill Level D	40	21.5	20
26.	07	Managers in customer and personal services, n.e.c.	NOC Skill Level A	36	25.3	20
27.	52	Technical occupations in art, culture, recreation and sport	NOC Skill Level B	29	30.8	20

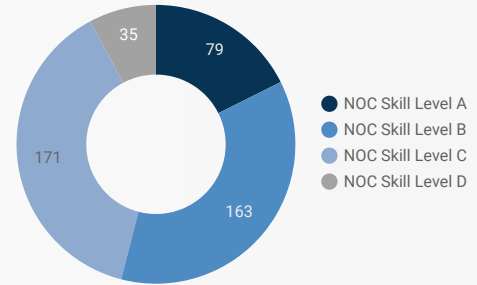
MULTILINGUAL JOB POSTINGS BY THE NUMBERS

ACTIVE POSTINGS	NEW POSTINGS	COMPANIES	LANGUAGES	# OF DAYS POSTED
805	0	406	1	AVERAGE: 23.7 MEDIAN: 20

MULTILINGUAL JOB POSTINGS BY SKILL LEVEL

What language skills are employers looking for by occupational skill level?

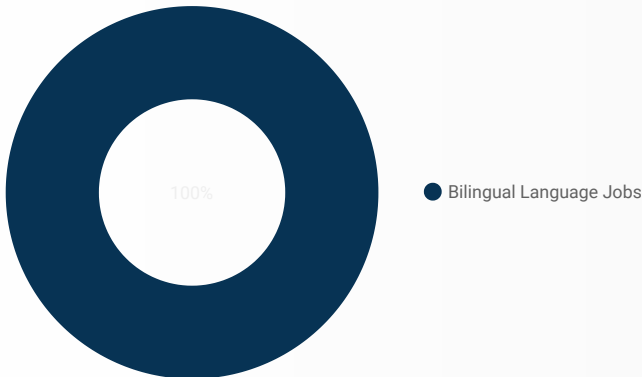
- 79 Skill Level A - Management/ Professional Occupations usually requiring University
- 163 Skill Level B - Usually college education or apprenticeship training
- 171 Skill Level C - Usually secondary education or occupation-specific training
- 35 Skill Level D - Usually on-the-job training



LANGUAGES	NOC Skill Level A	NOC Skill Level B	NOC Skill Level C	NOC Skill Level D
Bilingual Lang...	79	163	171	35

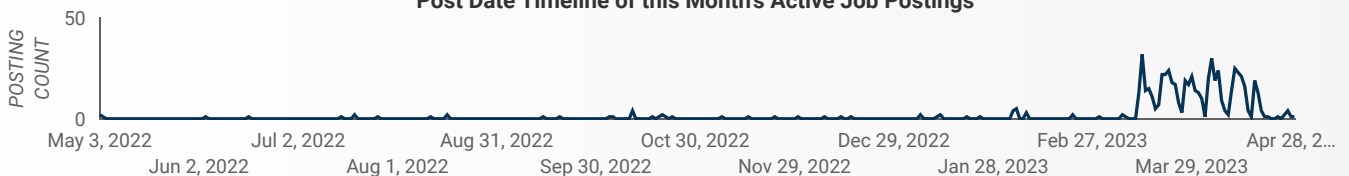
LANGUAGE SKILLS BREAKDOWN

Which kinds of language skills do employers seek?



LANGUAGES	POSTING COUNT
1. Bilingual Language Jobs	805

Post Date Timeline of this Month's Active Job Postings



LANGUAGE SKILLS BEING RECRUITED BY JOB CATEGORY

What language skills are sought by 1-Digit NOC?

BROAD OCCUPATIONAL CATEGORY	Bilingual Language Jobs	Grand total
Business, finance and administration occup...	94	94
Health occupations	32	32
Management occupations	28	28
Natural and applied sciences and related o...	23	23
Natural resources, agriculture and related p...	3	3
Occupations in art, culture, recreation and s...	15	15
Occupations in education, law and social, c...	55	55
Occupations in manufacturing and utilities	4	4
Sales and service occupations	108	108
Trades, transport and equipment operators ...	86	86
Grand total	448	448

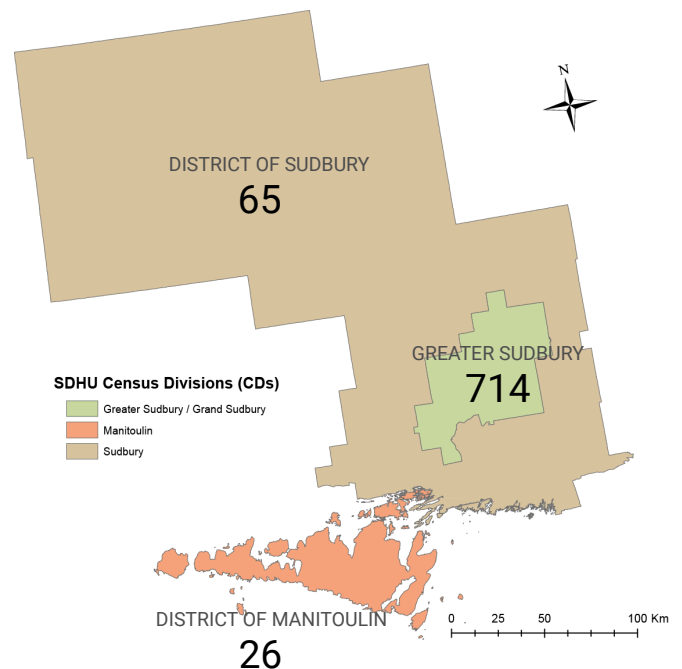
MULTILINGUAL JOB POSTINGS BY MUNICIPALITY

What language skills are sought by 4-Digit NOC?

MUNICIPALITY	JOB LANGUAGES	AVG POSTING LENGTH IN DAYS	MEDIAN POSTING LENGTH IN DAYS
1. Greater Sudbury	714	22.4	20
2. Town of Espanola	39	25.2	20
3. District of Sudbury Unorganized	19	60.6	20
4. Manitoulin Unorganized	10	55.7	20
5. Town of Gore Bay	6	19.3	19
6. Town of French River	6	20.0	20
7. Central Manitoulin Township	3	20.0	20

1 - 12 / 12 < >

DISTRICT	JOB LANGUAGES	AVG POSTING LENGTH IN DAYS	MEDIAN POSTING LENGTH IN DAYS
1. Greater Sudbury	714	22.4	20
2. District of Sudbury	65	36.3	20
3. District of Manitoulin	26	33.5	20



LANGUAGE DEMAND BY JOB

What language skills are sought by 4-Digit NOC?

4 DIGIT NOC NAME	POSTINGS
1. Retail salespersons	24
2. Social and community service workers	16
3. Other customer and information services rep...	15
4. Administrative assistants	14
5. Transport truck drivers	14
6. Home support workers housekeepers and re...	14
7. Light duty cleaners	12
8. Receptionists	12
9. Delivery and courier service drivers	10
10. General office support workers	9
11. Program leaders and instructors in recreatio...	9
12. Nurse aides orderlies and patient service as...	8
13. Retail and wholesale trade managers	8
14. User support technicians	7
15. Accounting and related clerks	7
16. Cooks	7
17. Financial managers	7
18. Material handlers	6
19. Roofers and shinglers	6
20. Food counter attendants kitchen helpers an...	6
21. Security guards and related security service ...	6
22. Heavy equipment operators (except crane)	6
23. Early childhood educators and assistants	6
24. Automotive service technicians truck and bu...	5
25. Dispatchers	5
26. Licensed practical nurses	5
27. Chefs	5
28. Welders and related machine operators	5
29. Food and beverage servers	5
30. Plumbers	4
31. Inspectors in public and environmental healt...	4

1 - 100 / 141 < >

MULTILINGUAL HIRING EMPLOYERS

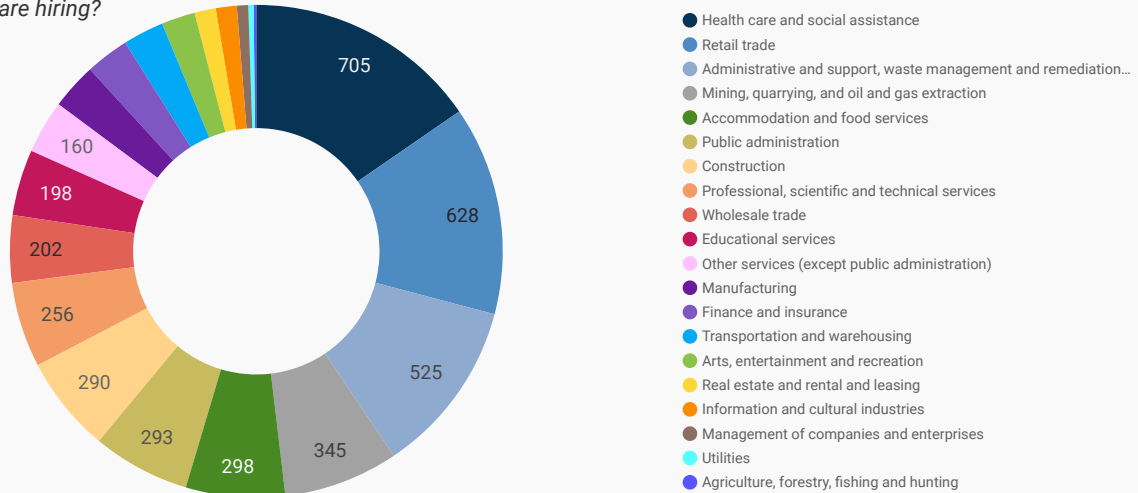
Which employers are seeking multilingual candidates?

COMPANY	POSTINGS
1. Employment Options	33
2. City of Greater Sudbury	32
3. Science North (ASK - After School Science Kids)	24
4. Laurentian University	18
5. Home and Community Care Support Services	17
6. Collège Boréal	16
7. Carrefour francophone de Sudbury	12
8. Pioneer Construction Inc.	11
9. Le Carrefour Francophone	9
10. The Canadian Mental Health Association-Sudbury/Manitoulin	9
11. Espanola Regional Hospital & Health Centre	8
12. Civiltek Limited	6
13. NOSM University	6
14. Municipality of French River	6
15. Flynn Canada Ltd.	6
16. Ethier Sand and Gravel	6
17. Dr. Clean Inc	6
18. Northern Ontario School of Medicine	5
19. Conseil scolaire catholique du Nouvel-Ontario (CSCNO)	5
20. Sudbury Catholic District School Board	5
21. MacLean Engineering & Marketing Co Limited	5
22. CBC/Radio-Canada	5
23. Desjardins	5
24. Kina Gbezhgomi Child and Family Services	5
25. Monarch Recovery Services	5
26. Nature and Outdoor Tourism Ontario (NOTO)	4
27. Levert Group	4
28. Compass / Boussole / Akii-Izhinoogan	4
29. NTT Business Process Outsourcing	4

1 - 50 / 406 < >

TOP HIRING SECTORS BY 2-DIGIT NAICS CODE

What sectors are hiring?



	2-DIGIT NAICS LABEL	NAICS CODE	POSTING COUNT	AVG POSTING LENGTH IN DAYS	MEDIAN POSTING LENGTH IN DAYS
1.	Health care and social assistance	62	705	20.6	20
2.	Retail trade	44-45	628	20.3	20
3.	Administrative and support, waste management and remediation services	56	525	40.0	20
4.	Mining, quarrying, and oil and gas extraction	21	345	20.2	20
5.	Accommodation and food services	72	298	24.7	20
6.	Public administration	91	293	21.4	20
7.	Construction	23	290	23.9	20
8.	Professional, scientific and technical services	54	256	20.8	20
9.	Wholesale trade	41	202	20.8	20
10.	Educational services	61	198	20.1	20
11.	Other services (except public administration)	81	160	22.7	20
12.	Manufacturing	31-33	139	20.0	20
13.	Finance and insurance	52	131	17.9	20
14.	Transportation and warehousing	48-49	123	20.0	20
15.	Arts, entertainment and recreation	71	101	20.6	20
16.	Real estate and rental and leasing	53	64	20.1	20
17.	Information and cultural industries	51	63	24.0	20
18.	Management of companies and enterprises	55	34	29.0	20
19.	Utilities	22	16	17.7	20
20.	Agriculture, forestry, fishing and hunting	11	8	18.4	20

NOTE: NAICS code 56 includes Employment Agencies. Manufacturing includes codes 31-33, Retail Trade includes codes 44-45 and Transportation and Warehousing includes codes 48-49.

TOP HIRING SECTORS BY 3-DIGIT NAICS CODE

What sectors are hiring?

	3-DIGIT NAICS LABEL	NAICS CODE	POSTING COUNT	AVG POSTING LENGTH IN DAYS	MEDIAN POSTING LENGTH IN DAYS
1.	Administrative and support services	561	495	41.1	20
2.	Professional, scientific and technical services	541	256	20.8	20
3.	Mining and quarrying (except oil and gas)	212	251	19.7	20
4.	Ambulatory health care services	621	241	23.3	20
5.	Food services and drinking places	722	217	25.5	20
6.	Social assistance	624	207	21.5	20
7.	Educational services	611	198	20.1	20
8.	Local, municipal and regional public administration	913	176	20.6	20
9.	Specialty trade contractors	238	173	21.9	20
10.	Nursing and residential care facilities	623	137	18.9	20
11.	Hospitals	622	120	16.7	20
12.	Building material and garden equipment and supplies dealers	444	109	17.6	20
13.	Motor vehicle and parts dealers	441	96	21.1	20
14.	Credit intermediation and related activities	522	95	17.4	20
15.	Support activities for mining, and oil and gas extraction	213	94	21.3	20
16.	Amusement, gambling and recreation industries	713	93	20.0	20
17.	Machinery, equipment and supplies merchant wholesalers	417	82	21.6	20
18.	Accommodation services	721	81	22.6	20
19.	Clothing and clothing accessories stores	448	79	20.7	20
20.	General merchandise stores	452	74	19.3	20
21.	Food and beverage stores	445	70	21.5	20
22.	Provincial and territorial public administration	912	68	26.2	20
23.	Religious, grant-making, civic, and professional and similar organizations	813	68	19.0	20
24.	Building material and supplies merchant wholesalers	416	65	20.9	20
25.	Truck transportation	484	65	19.6	20
26.	Construction of buildings	236	64	24.9	20
27.	Repair and maintenance	811	59	23.8	20
28.	Miscellaneous store retailers	453	54	21.0	20
29.	Heavy and civil engineering construction	237	53	28.0	20
30.	Health and personal care stores	446	48	19.3	20
31.	Electronics and appliance stores	443	45	19.9	20

TOP HIRING SECTORS BY 4-DIGIT NAICS CODE

What sectors are hiring?

	4-DIGIT NAICS LABEL	NAICS CODE	POSTING COUNT	AVG POSTING LENGTH IN DAYS	MEDIAN POSTING LENGTH IN DAYS
1.	Employment services	5613	349	49.8	20
2.	Metal ore mining	2122	250	19.7	20
3.	Full-service restaurants and limited-service eating places	7225	173	27.8	20
4.	Other local, municipal and regional public administration	9139	172	20.9	20
5.	General medical and surgical hospitals	6221	120	16.7	20
6.	Building material and supplies dealers	4441	109	17.6	20
7.	Community care facilities for the elderly	6233	109	19.4	20
8.	Individual and family services	6241	103	20.7	20
9.	Architectural, engineering and related services	5413	103	20.5	20
10.	Child day-care services	6244	100	22.9	20
11.	Support activities for mining, and oil and gas extraction	2131	94	21.3	20
12.	Home health care services	6216	90	27.7	20
13.	Services to buildings and dwellings	5617	88	24.2	20
14.	Building equipment contractors	2382	81	20.2	20
15.	Depository credit intermediation	5221	75	17.5	20
16.	Department stores	4521	74	19.3	20
17.	Construction, forestry, mining, and industrial machinery, equipment and supplies merchant wholesalers	4172	74	21.8	20
18.	Community colleges and C.E.G.E.P.s	6112	71	20.0	20
19.	Traveller accommodation	7211	71	23.5	20
20.	Other amusement and recreation industries	7139	71	19.7	20
21.	Clothing stores	4481	68	20.9	20
22.	Management, scientific and technical consulting services	5416	66	19.3	20
23.	Elementary and secondary schools	6111	63	19.4	20
24.	Out-patient care centres	6214	59	20.2	20
25.	General freight trucking	4841	59	19.5	20
26.	Grocery stores	4451	56	18.1	20
27.	Automotive repair and maintenance	8111	55	24.2	20
28.	Other specialty trade contractors	2389	53	21.6	20
29.	Health and personal care stores	4461	48	19.3	20
30.	Electronics and appliance stores	4431	45	19.9	20
31.	Other miscellaneous store retailers	4539	42	20.9	20

TOP HIRING SECTORS BY 5-DIGIT NAICS CODE

What sectors are hiring?

	5-DIGIT NAICS LABEL	NAICS CODE	POSTING COUNT	AVG POSTING LENGTH IN DAYS	MEDIAN POSTING LENGTH IN DAYS
1.	Employment placement agencies and executive search services	56131	347	50.1	20
2.	Copper, nickel, lead and zinc ore mining	21223	195	21.6	20
3.	Full-service restaurants and limited-service eating places	72251	173	27.8	20
4.	Other local, municipal and regional public administration	91391	172	20.9	20
5.	General medical and surgical hospitals	62211	120	16.7	20
6.	Community care facilities for the elderly	62331	109	19.4	20
7.	Child day-care services	62441	100	22.9	20
8.	Hardware stores	44413	98	17.4	20
9.	Engineering services	54133	97	20.7	20
10.	Support activities for mining, and oil and gas extraction	21311	94	21.3	20
11.	Home health care services	62161	90	27.7	20
12.	Department stores	45211	74	19.3	20
13.	Community colleges and C.E.G.E.P.s	61121	71	20.0	20
14.	Hotels (except casino hotels) and motels	72111	66	23.7	20
15.	Banking	52211	65	16.9	20
16.	Plumbing, heating and air-conditioning contractors	23822	64	20.0	20
17.	Elementary and secondary schools	61111	63	19.4	20
18.	General freight trucking, long distance	48412	55	19.6	20
19.	Other individual and family services	62419	54	14.6	19
20.	Janitorial services	56172	53	24.7	20
21.	Other out-patient care centres	62149	49	20.3	20
22.	Supermarkets and other grocery (except convenience) stores	44511	47	18.2	20
23.	Fitness and recreational sports centres	71394	46	19.1	20
24.	Management consulting services	54161	45	18.5	20
25.	Electronics and appliance stores	44314	45	19.9	20
26.	Iron ore mining	21221	40	12.9	14
27.	Universities	61131	39	19.8	20
28.	All other miscellaneous store retailers	45399	37	21.0	20
29.	Other provincial and territorial public administration	91291	36	19.8	20
30.	Residential building construction	23611	35	18.8	20
31.	Management of companies and enterprises	55111	34	29.0	20

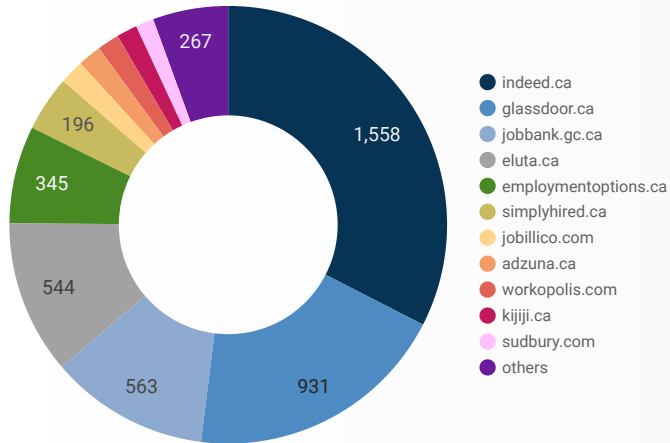
TOP HIRING SECTORS BY 6-DIGIT NAICS CODE

What sectors are hiring?

	NAICS Label	NAICS CODE	POSTING COUNT	AVG POSTING LENGTH IN DAYS	MEDIAN POSTING LENGTH IN DAYS
1.	Employment placement agencies and executive search services	561310	347	50.1	20
2.	Nickel-copper ore mining	212232	190	21.6	20
3.	Other local, municipal and regional public administration	913910	172	20.9	20
4.	General (except paediatric) hospitals	622111	120	16.7	20
5.	Community care facilities for the elderly	623310	109	19.4	20
6.	Child day-care services	624410	100	22.9	20
7.	Hardware stores	444130	98	17.4	20
8.	Engineering services	541330	97	20.7	20
9.	Limited-service eating places	722512	91	24.8	20
10.	Home health care services	621610	90	27.7	20
11.	Other support activities for mining	213119	85	22.1	20
12.	Full-service restaurants	722511	82	30.7	20
13.	Department stores	452110	74	19.3	20
14.	Community colleges and C.E.G.E.P.s	611210	71	20.0	20
15.	Personal and commercial banking industry	522111	65	16.9	20
16.	Plumbing, heating and air-conditioning contractors	238220	64	20.0	20
17.	Elementary and secondary schools	611110	63	19.4	20
18.	Hotels	721111	56	22.8	20
19.	Other individual and family services	624190	54	14.6	19
20.	General freight trucking, long distance, truck-load	484121	53	19.6	20
21.	Supermarkets and other grocery (except convenience) stores	445110	47	18.2	20
22.	Janitorial services (except window cleaning)	561722	47	25.3	20
23.	Community health centres	621494	46	20.3	20
24.	Fitness and recreational sports centres	713940	46	19.1	20
25.	Appliance, television and other electronics stores	443143	44	19.9	20
26.	Iron ore mining	212210	40	12.9	14
27.	Universities	611310	39	19.8	20
28.	Other provincial and territorial public administration	912910	36	19.8	20
29.	Administrative management and general management consulting services	541611	36	18.2	20
30.	Residential building construction	236110	35	18.8	20
31.	Site preparation contractors	238210	33	20.0	20

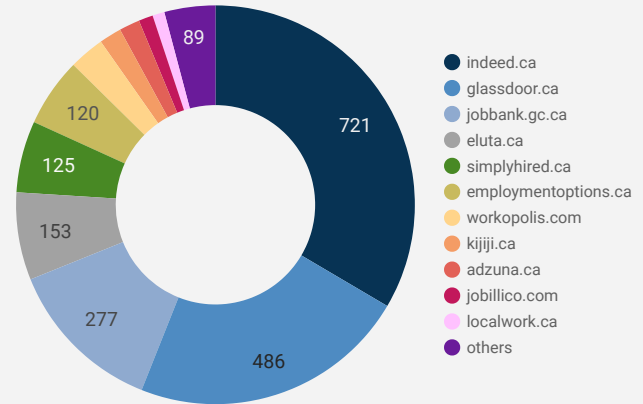
JOB POSTINGS BY JOB BOARD

What share of unique job postings appear on each job board?



COMPANIES BY JOB BOARD

What share of unique job postings appear on each job board?



JOB POSTING DETAILS BY JOB BOARD

How does job posting activity differ by job board?

	JOB BOARD	POSTING COUNT	AVG POSTING LENGTH IN DAYS	MEDIAN POSTING LENGTH IN DAYS	# OF COMPANIES
1.	indeed.ca	1,558	19.1	20	721
2.	glassdoor.ca	931	19.9	20	486
3.	jobbank.gc.ca	563	29.9	29	277
4.	eluta.ca	544	20.0	20	153
5.	employmentoptions.ca	345	51.2	29	120
6.	simplyhired.ca	196	19.5	20	125
7.	jobillico.com	86	29.0	23	25
8.	adzuna.ca	83	14.0	14	36
9.	workopolis.com	78	176.0	176	62
10.	kijiji.ca	73	15.4	15	39
11.	sudbury.com	64	25.4	10	21
12.	manitoulin.com	41	17.1	13	19
13.	vale.eightfold.ai	40	12.9	14	1
14.	rncareers.ca	33	16.0	4	8
15.	localwork.ca	33	4.5	1	21
16.	gojobs.gov.on.ca	26	35.8	17	10
17.	careerarc.com	22	37.6	25	4
18.	glencorejobs.nga.net.au	17	22.7	22	2