



JOB DEMAND REPORT

JUNE 2023

HIGHLIGHTS

JOB POSTINGS BY THE NUMBERS				# OF DAYS POSTED	
POSTING COUNT	NEW THIS MONTH	COMPANIES	JOB BOARDS	AVERAGE	MEDIAN
4,764	2,866	1,543	30	27.7	20

REPORT BUILDER

The default filter selection below will show all job demand data for the month. You can use the filters to create a customized report for the purpose of understanding a subset of the data.

OCCUPATION FILTERS

SKILL TYPE NAME / 1-DIGIT NOC	▼
MAJOR GROUP / 2-DIGIT NOC	▼
MINOR GROUP / 3-DIGIT NOC	▼
UNIT GROUP / 4-DIGIT NOC	▼
SKILL LEVEL	▼
JOB TYPE	▼
JOB DURATION	▼
ADDITIONAL LANGUAGE	▼
SPECIFIC JOB TAGS	▼

INDUSTRY/SECTOR FILTERS

HIRING SECTOR BY 2-DIGIT NAICS CODE	▼
HIRING SECTOR BY 3-DIGIT NAICS CODE	▼
HIRING SECTOR BY 4-DIGIT NAICS CODE	▼
HIRING SECTOR BY 5-DIGIT NAICS CODE	▼
HIRING SECTOR BY 6-DIGIT NAICS CODE	▼

OTHER FILTERS

MUNICIPALITY	▼
DISTRICT	▼
JOB BOARD	▼

NOC = National Occupation Classification | NAICS = North American Industry Classification System

Source:

Job posting data collected by Workforce Planning for Sudbury & Manitoulin from job boards and employer websites who recruit candidates in Greater Sudbury, District of Sudbury and the District of Manitoulin.

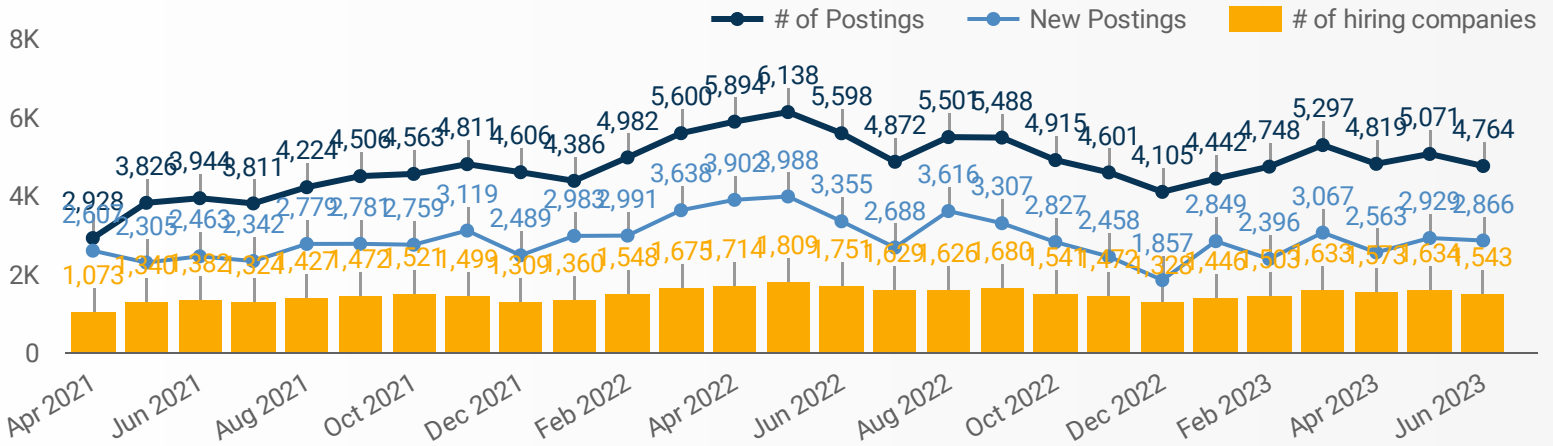


This Employment Ontario service is funded in part by the Government of Canada and the Government of Ontario.

Ce service Emploi Ontario est financé en partie par le gouvernement du Canada et le gouvernement de l'Ontario.

JOB POSTINGS BY MONTH FOR SUDBURY-MANITOULIN AREA

How many job postings were active for at least 1 day this month?



NOTE: This graph cannot be filtered using the controls on the cover page

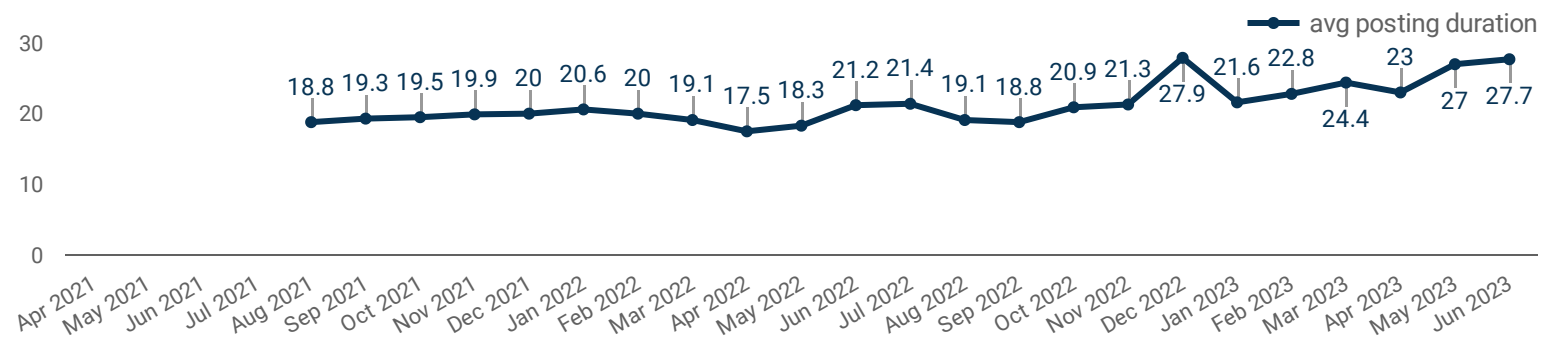
NUMBER OF ACTIVE JOB BOARDS

How many job postings were active for at least 1 day this month on these job boards?



AVG & MEDIAN POSTING LENGTH BY DAYS

How long are employers having to recruit for to find candidates to fill their job vacancies?



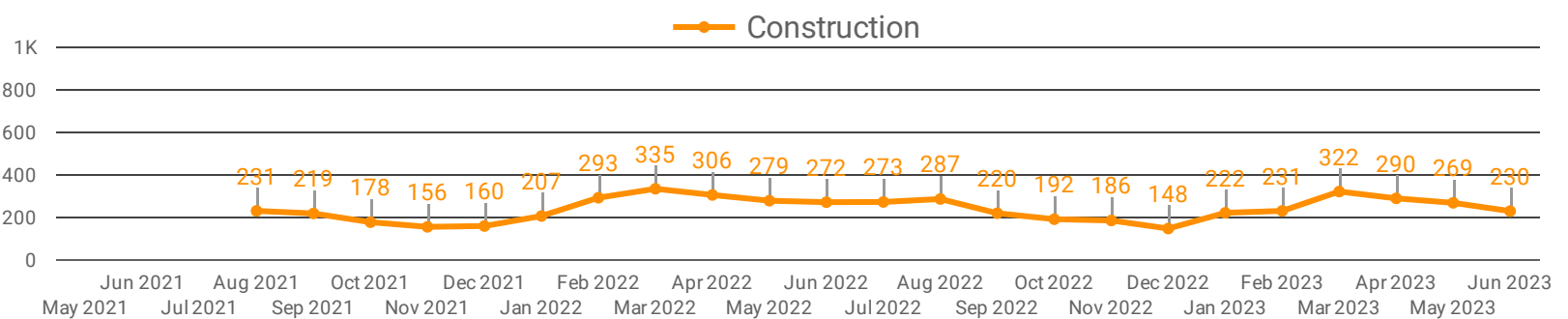
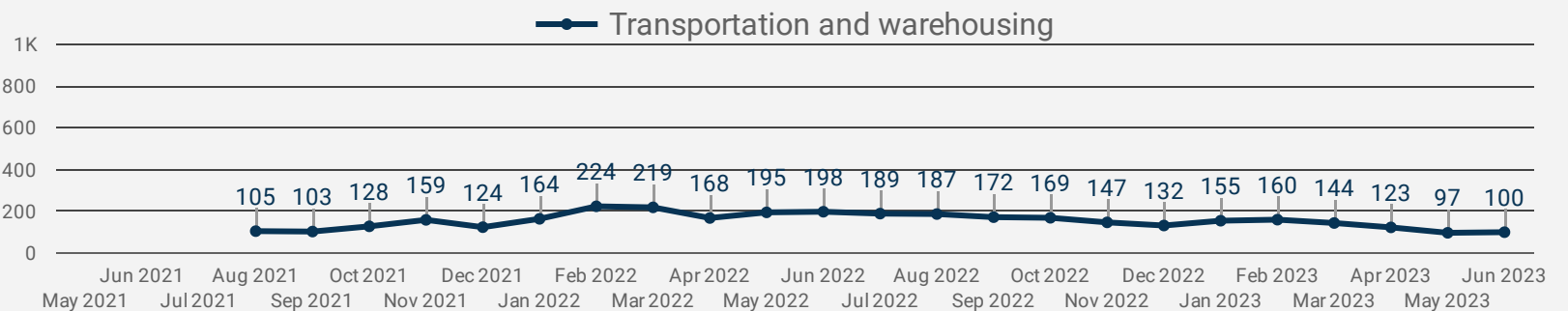
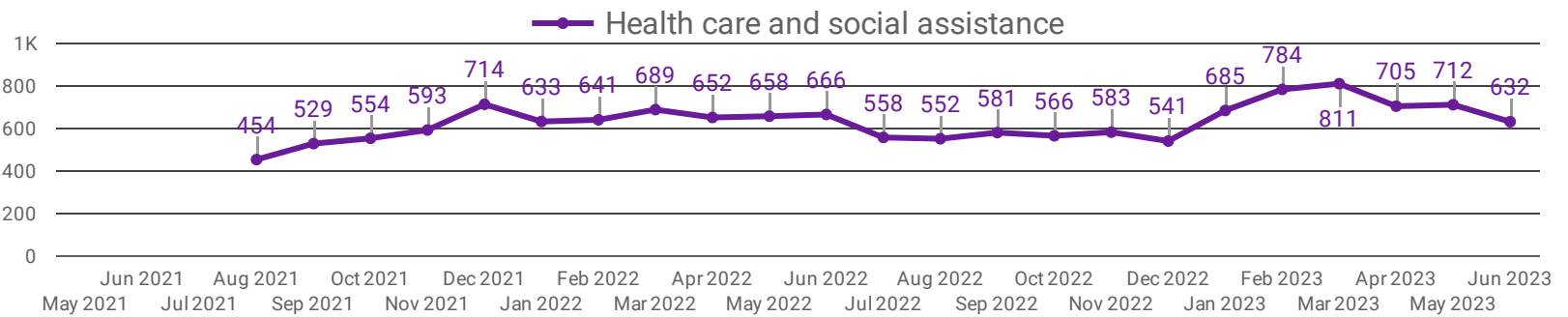
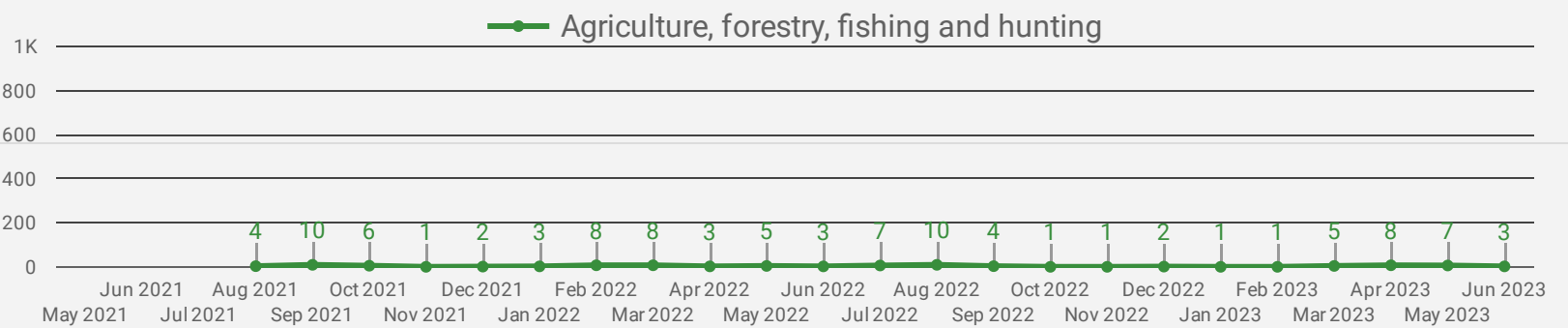
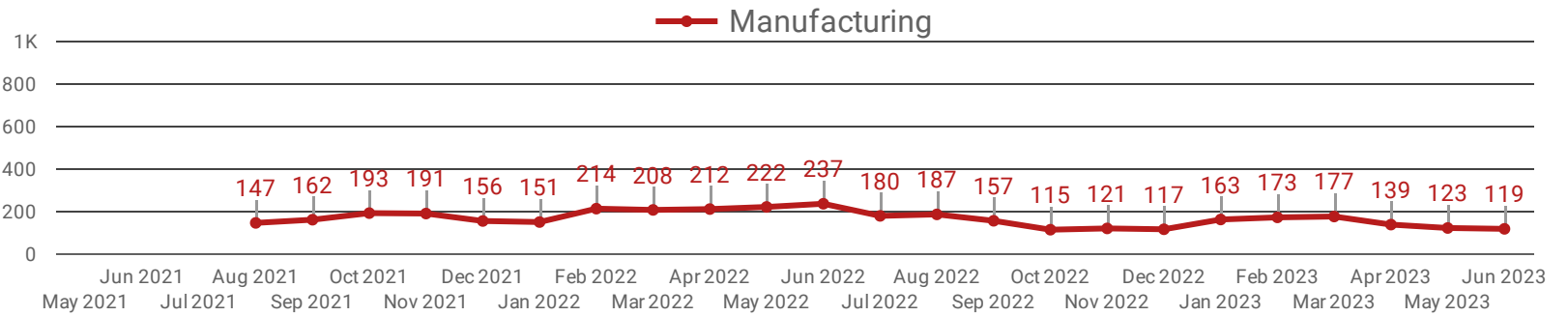
POST DATE TIMELINE FOR THIS MONTH'S ACTIVE JOB POSTINGS

How many job postings were active for at least 1 day this month?



DEMAND BY KEY SECTOR (SUDBURY-MANITOULIN AREA)

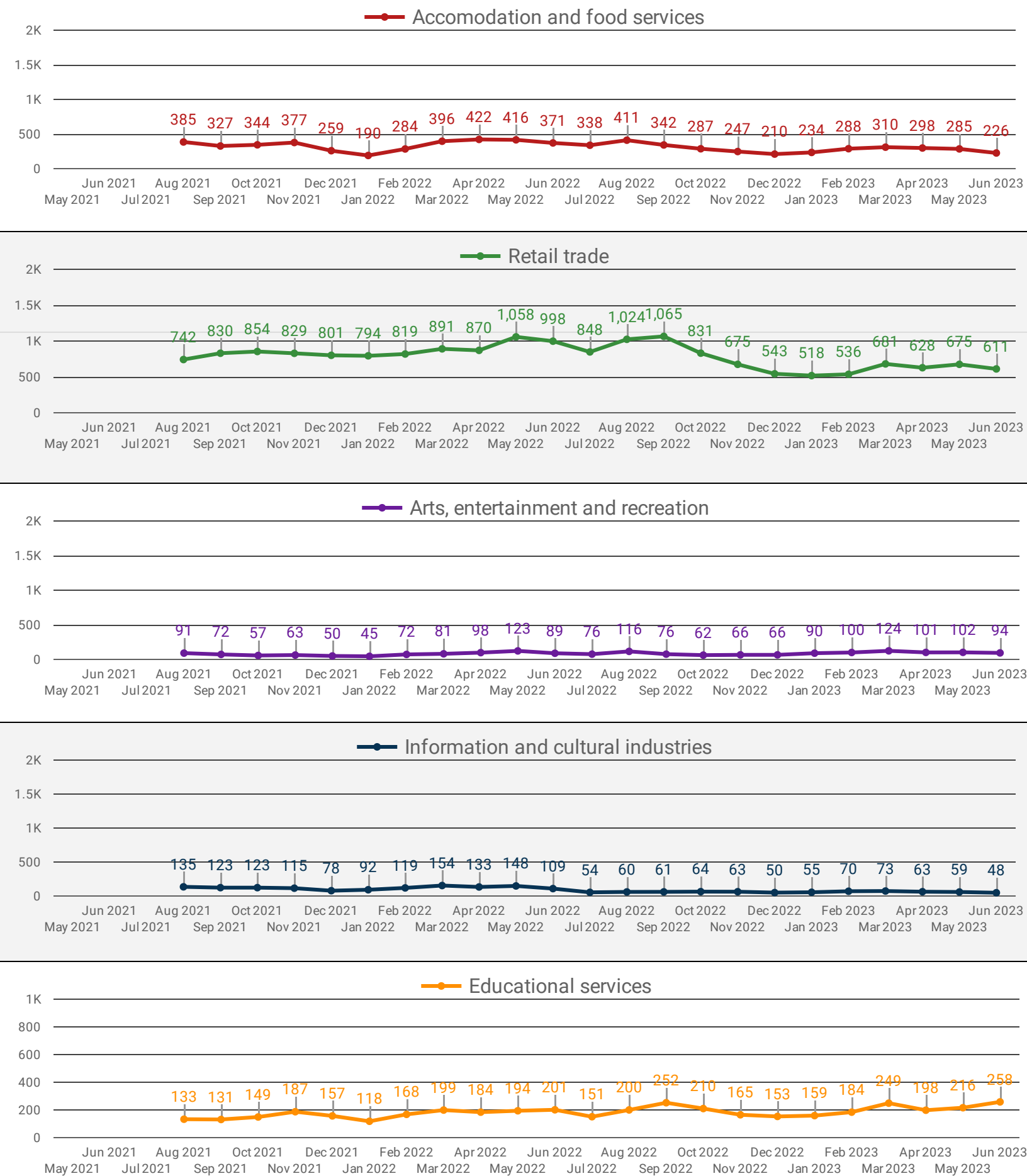
How many job postings were active for at least 1 day this month by sector?



NOTE: This graph cannot be filtered using the controls on the cover page

DEMAND BY IMPACTED SECTOR (SUDBURY-MANITOULIN AREA)

How many job postings were active for at least 1 day this month by sector?



NOTE: This graph cannot be filtered using the controls on the cover page

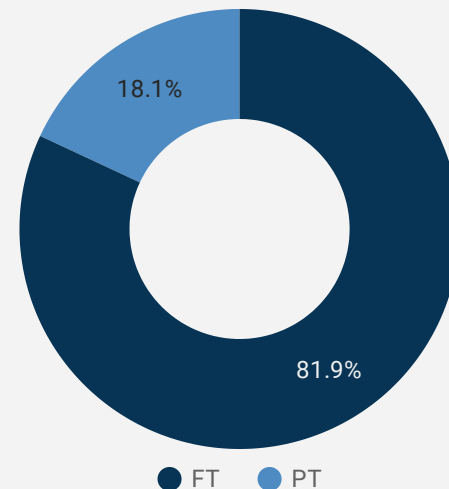
JOB POSTINGS BY MUNICIPALITY

How many job postings were active for at least 1 day this month?

	MUNICIPALITY	POSTING COUNT	AVG POSTING LENGTH IN DAYS	MEDIAN POSTING LENGTH IN DAYS
1.	Greater Sudbury	4,199	27.8	20
2.	Town of Espanola	186	24.7	20
3.	District of Sudbury Unorganized	166	22.0	19
4.	Manitoulin Unorganized	69	35.3	20
5.	Town of Gore Bay	37	30.9	20
6.	Central Manitoulin Township	21	25.9	28
7.	Town of French River	13	20.0	20
8.	Town of Markstay-Warren	11	18.0	20
9.	M'Chigeeng First Nation	10	18.0	20
10.	Killarney Township	8	27.2	20
11.	Town of Northeastern Manitoulin and the Islands	7	1.0	1
12.	Assiginack Township	7	26.0	30

JOB TYPE

Full-time vs Part-time



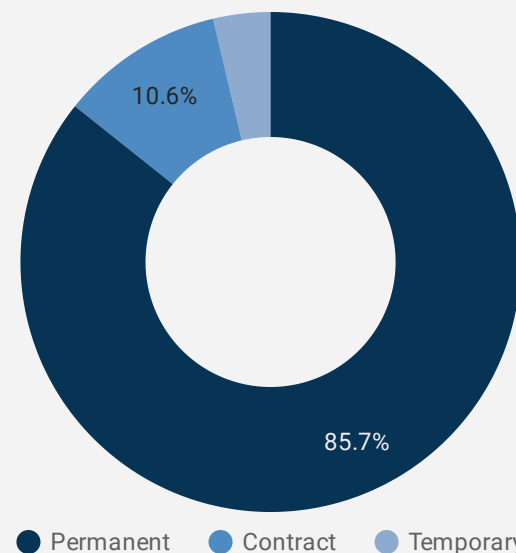
JOB POSTINGS BY DISTRICT

How many job postings were active for at least 1 day this month?

	UPPER TIER	POSTING COUNT	AVG POSTING LENGTH IN DAYS	MEDIAN POSTING LENGTH IN DAYS
1.	Greater Sudbury	4,204	27.9	20
2.	District of Sudbury	384	23.6	20
3.	District of Manitoulin	176	26.8	20

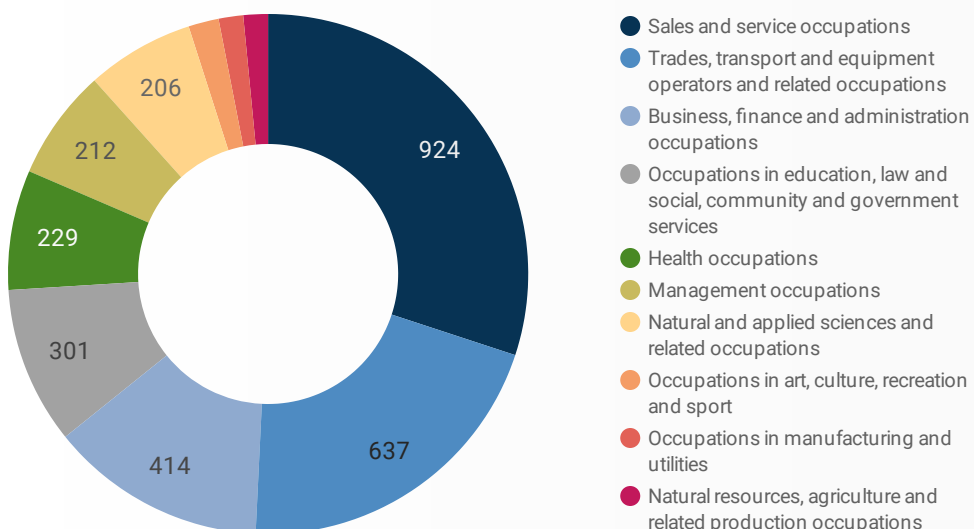
JOB DURATION

Permanency of jobs posted



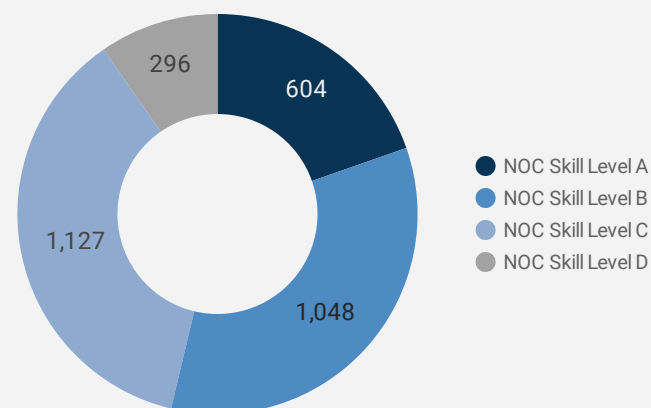
JOB POSTINGS BY JOB CATEGORY

What broad occupational category is being recruited?



JOB POSTINGS BY SKILL LEVEL

What education do occupations typically require?



Skill Level A = Usually University education | Skill Level B = Usually College education or Apprenticeship training | Skill Level C = Usually Secondary education or occupation-specific training | Skill Level D = Usually on-the-job training

TOP HIRING EMPLOYERS & AGENCIES












Who is hiring?

	COMPANY	MUNICIPALITY	POSTINGS COUNT	AVG POSTING LENGTH IN DAYS	MEDIAN POSTING LENGTH IN DAYS
1.	Health Sciences North (HSN)	Greater Sudbury	159	17.8	20
2.	City of Greater Sudbury	Greater Sudbury	113	34.9	20
3.	Employment Options	District of Sudbury Unorganized	107	12.9	12
4.	Laurentian University	Greater Sudbury	89	20.0	20
5.	Vale Canada	Greater Sudbury	79	27.3	20
6.	Employment Options	Town of Espanola	64	18.8	21
7.	Vale	Greater Sudbury	54	18.5	20
8.	Employment Options	Greater Sudbury	46	14.0	14
9.	Vale Global	Greater Sudbury	34	16.8	14
10.	Science North (ASK - After School Science Kids)	Greater Sudbury	31	19.6	20
11.	Sudbury Catholic District School Board	Greater Sudbury	30	22.7	10
12.	Cambrian College of Applied Arts and Technology	Greater Sudbury	28	19.4	20
13.	.job-search-1on8af8{border-radius:50%;height:32px;width:32px;}	Greater Sudbury	27	20.0	20
14.	Nijjaansinaanik Child and Family Services	Greater Sudbury	27	19.5	20
15.	Walmart Canada	Greater Sudbury	25	17.0	17
16.	Lowe's Canada	Greater Sudbury	25	37.0	14
17.	Cambrian College of Applied Arts & Technology	Greater Sudbury	25	20.0	20
18.	SUDBURY INTEGRATED NICKEL OPERATIONS (INO)	Greater Sudbury	24	32.9	30
19.	Sudbury Integrated Nickel Operations, A Glencore Company	Greater Sudbury	24	31.1	20
20.	Kijiji	Greater Sudbury	22	16.0	16
21.	North Bay Regional Health Centre	Greater Sudbury	21	20.0	20
22.	Employment Options	Manitoulin Unorganized	19	null	null
23.	Total Personnel Solutions	Greater Sudbury	19	20.0	20
24.	YMCA of Northeastern Ontario	Greater Sudbury	18	19.4	20
25.	Scotiabank	Greater Sudbury	18	17.0	17
26.	Randstad Canada	Greater Sudbury	17	90.0	90
27.	Conseil scolaire public du Grand Nord de l'Ontario (CSPGNO)	Greater Sudbury	17	20.0	20
28.	Legend Boats	Greater Sudbury	17	20.0	20
29.	Carrefour francophone de Sudbury	Greater Sudbury	16	73.6	59
...

TOP HOURLY WAGES IN JOB POSTINGS

What are employers willing to pay to find the perfect candidate?

of Minimum Wage Job Postings
151

	JOB TITLE	COMPANY	LOCATION	HOURLY WAGE ▾
1.	Part-time Professors, General Machinist - Apprenticeship	Cambrian College of Applied Arts and Technology	Greater Sudbury	148 
2.	Part-time Professors, English (fall 2023)	Cambrian College of Applied Arts and Technology	Greater Sudbury	148 
3.	Part-time Professors, Social Service Worker - Indigenous Specialization (fall 2023)	Cambrian College of Applied Arts and Technology	Greater Sudbury	148 
4.	Part-time Professors, Indigenous Studies (fall 2023)	Cambrian College of Applied Arts and Technology	Greater Sudbury	148 
5.	Newfoundland & New Brunswick Travel Nursing - Emergency Dept	Canadian Health Labs	Greater Sudbury	100 
6.	Pharmacist	Qrp Consulting	Greater Sudbury	90 
7.	Psychotherapist	Through the Woods Psychotherapy Services	Greater Sudbury	81 
8.	Registered Nurse (rn)	True North Nursing Agency	Greater Sudbury	70 
9.	Pharmacist Needed For Travel Opportunity	RPI Consulting Group	Greater Sudbury	70 
10.	Pharmacist	Health Sciences North (HSN)	Greater Sudbury	67 
11.	Registered Practical Nurse (rpn)	A-SUPREME NURSING & HOME	Greater Sudbury	65 

1 - 100 / 1301 < >

TOP SALARIES IN JOB POSTINGS

What are employers willing to pay to find the perfect candidate?

	JOB TITLE	COMPANY	LOCATION	ANNUAL SALARY ▾
1.	Regional Sales Closer	Provincial Smart Home Services	Greater Sudbury	350,000 
2.	Designated Pharmacy Manager	Robertson's IDA	Town of Gore Bay	185,000 
3.	Dentist #23-146 (job Opportunity)	Public Health Sudbury & Districts	Greater Sudbury	164,303 
4.	Personnel Manager	GMS Corporation	Greater Sudbury	160,000 
5.	Intermediate Civil Engineer - Mining	J.L. Richards & Associates Limited	Greater Sudbury	150,000 
6.	Electrical Engineer - Mining	J.L. Richards & Associates Limited	Greater Sudbury	150,000 
7.	Product Specialist	401 Auto	Greater Sudbury	150,000 
8.	Research Chair - Mental Health And Addictions	Health Sciences North (HSN)	Greater Sudbury	150,000 
9.	Real Estate Sales Representative	Royal LePage Real Estate	Greater Sudbury	150,000 
10.	Kitchen Installer/Sub contractor	Renuit- Northern Contours	Greater Sudbury	150,000 
11.				150,000 

1 - 100 / 1586 < >

TOP IN-DEMAND SKILLS

How many times were these skills found in job postings?

ACTIVE JOB POSTINGS THIS MONTH

4,764



KEY JOB REQUIREMENTS

How often are these requirements desired in job postings?

ACTIVE JOB POSTINGS THIS MONTH

4,764



Driver's License

102



First Aid

239



Regular Access to a Vehicle

312



Criminal Record Check

452



Microsoft Office

428



Food Safety

49

JOB POSTINGS BY SKILL LEVEL, FREQUENCY, & DURATION

What jobs are in-demand and/or hard to fill?

	4 DIGIT NOC	4 DIGIT NOC NAME	SKILL LEVEL	POSTING COUNT	AVG POSTING LENGTH IN DAYS	MEDIAN POSTING LENGTH IN DAYS
1.	6421	Retail salespersons	NOC Skill Level C	236	29.7	20
2.	4412	Home support workers housekeepers and related occupations	NOC Skill Level C	126	22.7	20
3.	7511	Transport truck drivers	NOC Skill Level C	108	19.1	20
4.	6552	Other customer and information services representatives	NOC Skill Level C	97	34.9	20
5.	0621	Retail and wholesale trade managers	NOC Skill Level A	85	26.1	20
6.	7452	Material handlers	NOC Skill Level C	83	31.1	20
7.	6322	Cooks	NOC Skill Level B	77	28.5	20
8.	1241	Administrative assistants	NOC Skill Level B	72	27.4	20
9.	7514	Delivery and courier service drivers	NOC Skill Level C	68	19.6	20
10.	4212	Social and community service workers	NOC Skill Level B	54	17.4	20
11.	6731	Light duty cleaners	NOC Skill Level D	52	41.1	20
12.	6711	Food counter attendants kitchen helpers and related support occupations	NOC Skill Level D	48	48.1	20
13.	7321	Automotive service technicians truck and bus mechanics and mechanical repairers	NOC Skill Level B	43	20.7	20
14.	6611	Cashiers	NOC Skill Level D	40	25.9	20
15.	6211	Retail sales supervisors	NOC Skill Level B	34	36.2	20
16.	1411	General office support workers	NOC Skill Level C	34	29.2	20
17.	1114	Other financial officers	NOC Skill Level A	33	17.0	20
18.	6541	Security guards and related security service occupations	NOC Skill Level C	33	29.7	20
19.	7312	Heavy-duty equipment mechanics	NOC Skill Level B	33	21.0	20
20.	7271	Carpenters	NOC Skill Level B	31	33.3	20
21.	2131	Civil engineers	NOC Skill Level A	30	16.3	20
22.	5254	Program leaders and instructors in recreation sport and fitness	NOC Skill Level B	30	30.0	20
23.	6222	Retail and wholesale buyers	NOC Skill Level B	28	17.0	20
24.	6311	Food service supervisors	NOC Skill Level B	28	78.2	108
25.	7521	Heavy equipment operators (except crane)	NOC Skill Level C	27	53.4	20
26.	6733	Janitors caretakers and building superintendents	NOC Skill Level D	27	38.9	20
27.	3219	Other medical technologists and technicians (except dental health)	NOC Skill Level B	25	16.0	20
28.	4152	Social workers	NOC Skill Level A	25	16.2	20
29.	6722	Specialized cleaners	NOC Skill Level D	24	57.8	20

JOB POSTINGS BY 3-DIGIT NATIONAL OCCUPATION CLASSIFICATION

What jobs are hard to fill and/or in-demand?

	3 DIGIT NOC	3 DIGIT NOC NAME	SKILL LEVEL	POSTING COUNT	AVG POSTING LENGTH IN DAYS	MEDIAN POSTING LENGTH IN DAYS
1.	642	Retail salespersons	NOC Skill Level C	236	29.7	20
2.	751	Motor vehicle and transit drivers	NOC Skill Level C	184	19.3	20
3.	441	Home care providers and educational support occupations	NOC Skill Level C	128	22.7	20
4.	673	Cleaners	NOC Skill Level D	103	45.0	20
5.	655	Customer and information services representatives	NOC Skill Level C	100	34.2	20
6.	632	Chefs and cooks	NOC Skill Level B	92	37.1	20
7.	124	Office administrative assistants - general, legal and medical	NOC Skill Level B	89	29.6	20
8.	062	Retail and wholesale trade managers	NOC Skill Level A	85	26.1	20
9.	745	Longshore workers and material handlers	NOC Skill Level C	83	31.1	20
10.	421	Paraprofessional occupations in legal, social, community and education services	NOC Skill Level B	78	19.9	20
11.	731	Machinery and transportation equipment mechanics (except motor vehicles)	NOC Skill Level B	63	20.2	20
12.	141	General office workers	NOC Skill Level C	61	30.1	20
13.	213	Civil, mechanical, electrical and chemical engineers	NOC Skill Level A	57	17.2	20
14.	732	Automotive service technicians	NOC Skill Level B	56	26.3	20
15.	152	Supply chain logistics, tracking and scheduling co-ordination occupations	NOC Skill Level C	53	26.0	20
16.	111	Auditors, accountants and investment professionals	NOC Skill Level A	51	20.8	20
17.	122	Administrative and regulatory occupations	NOC Skill Level B	50	21.0	20
18.	321	Medical technologists and technicians (except dental health)	NOC Skill Level B	48	16.9	20
19.	671	Food counter attendants, kitchen helpers and related support occupations	NOC Skill Level D	48	48.1	20
20.	661	Cashiers	NOC Skill Level D	40	25.9	20
21.	631	Service supervisors	NOC Skill Level B	40	68.2	30
22.	415	Social and community service professionals	NOC Skill Level A	37	16.2	20
23.	341	Assisting occupations in support of health services	NOC Skill Level C	37	31.2	20
24.	622	Technical sales specialists in wholesale trade and retail and wholesale buyers	NOC Skill Level B	36	26.2	20
25.	651	Occupations in food and beverage service	NOC Skill Level C	34	43.9	20
26.	621	Retail sales supervisors	NOC Skill Level B	34	36.2	20
27.	323	Other technical occupations in health care	NOC Skill Level B	34	33.6	20
28.	654	Security guards and related security service occupations	NOC Skill Level C	33	29.7	20

JOB POSTINGS BY 2-DIGIT NATIONAL OCCUPATION CLASSIFICATION

What jobs are hard to fill and/or in-demand?

	2 DIGIT NOC	2 DIGIT NOC NAME	SKILL LEVEL	POSTING COUNT	AVG POSTING LENGTH IN DAYS	MEDIAN POSTING LENGTH IN DAYS
1.	64	Sales representatives and salespersons - wholesale and retail trade	NOC Skill Level C	248	30.5	20
2.	75	Transport and heavy equipment operation and related maintenance occupations	NOC Skill Level C	232	23.3	20
3.	65	Service representatives and other customer and personal services occupations	NOC Skill Level C	195	35.7	20
4.	63	Service supervisors and specialized service occupations	NOC Skill Level B	164	40.4	20
5.	67	Service support and other service occupations, n.e.c.	NOC Skill Level D	158	52.1	20
6.	12	Administrative and financial supervisors and administrative occupations	NOC Skill Level B	151	26.5	20
7.	72	Industrial, electrical and construction trades	NOC Skill Level B	145	31.7	20
8.	73	Maintenance and equipment operation trades	NOC Skill Level B	145	32.3	20
9.	44	Care providers and educational, legal and public protection support occupations	NOC Skill Level C	130	22.7	20
10.	21	Professional occupations in natural and applied sciences	NOC Skill Level A	114	17.9	20
11.	06	Middle management occupations in retail and wholesale trade and customer services	NOC Skill Level A	106	30.2	20
12.	14	Office support occupations	NOC Skill Level C	103	32.8	20
13.	22	Technical occupations related to natural and applied sciences	NOC Skill Level B	92	36.3	20
14.	62	Retail sales supervisors and specialized sales occupations	NOC Skill Level B	92	27.3	20
15.	74	Other installers, repairers and servicers and material handlers	NOC Skill Level C	90	29.5	20
16.	32	Technical occupations in health	NOC Skill Level B	90	23.2	20
17.	31	Professional occupations in health (except nursing)	NOC Skill Level A	88	24.0	20
18.	42	Paraprofessional occupations in legal, social, community and education services	NOC Skill Level B	78	19.9	20
19.	11	Professional occupations in business and finance	NOC Skill Level A	70	23.4	20
20.	66	Sales support occupations	NOC Skill Level D	67	28.0	20
21.	15	Distribution, tracking and scheduling co-ordination occupations	NOC Skill Level C	67	24.2	20
22.	41	Professional occupations in law and social, community and government services	NOC Skill Level A	54	31.6	20
23.	01	Senior managers - construction, transportation, production and utilities	NOC Skill Level A	46	37.1	20
24.	52	Technical occupations in art, culture, recreation and sport	NOC Skill Level B	43	27.8	20
25.	34	Assisting occupations in support of health services	NOC Skill Level C	37	31.2	20
26.	40	Professional occupations in education services	NOC Skill Level A	37	43.7	20
27.	86	Harvesting, landscaping and natural resources labourers	NOC Skill Level D	27	19.3	20

MULTILINGUAL JOB POSTINGS BY THE NUMBERS

ACTIVE POSTINGS	NEW POSTINGS	COMPANIES	LANGUAGES
320	0	138	1

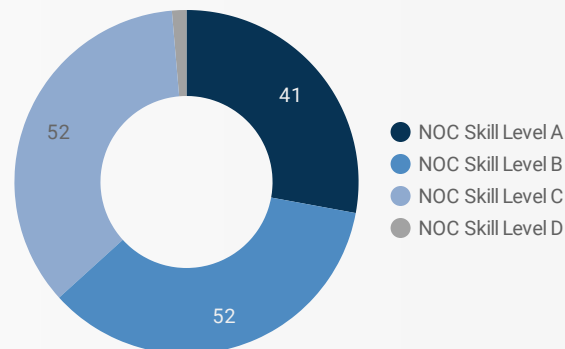
OF DAYS POSTED

AVERAGE	MEDIAN
39.2	20

MULTILINGUAL JOB POSTINGS BY SKILL LEVEL

What language skills are employers looking for by occupational skill level?

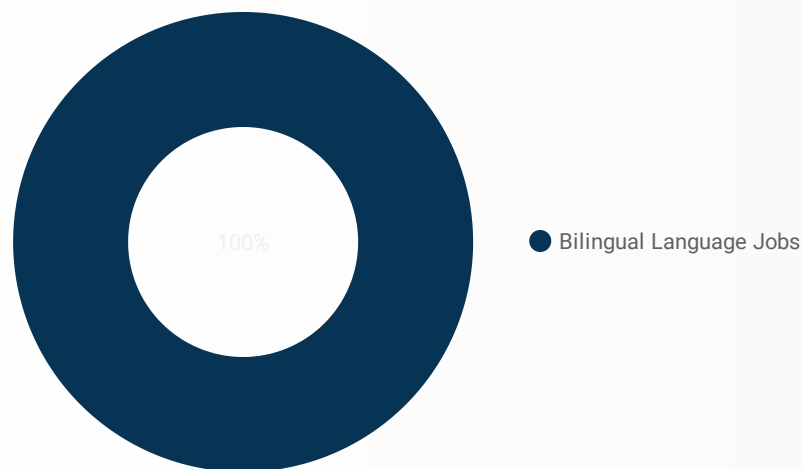
- 41 Skill Level A - Management/ Professional Occupations usually requiring University
- 52 Skill Level B - Usually college education or apprenticeship training
- 52 Skill Level C - Usually secondary education or occupation-specific training
- 2 Skill Level D - Usually on-the-job training



LANGUAGES	NOC Skill Level A	NOC Skill Level B	NOC Skill Level C	NOC Skill Level D
Bilingual Lan...	4...	5...	5...	2

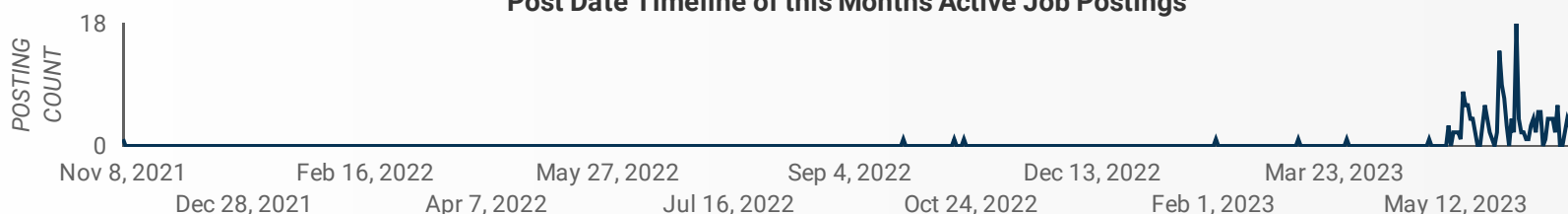
LANGUAGE SKILLS BREAKDOWN

Which kinds of language skills do employers seek?



LANGUAGES	POSTING COUNT
1. Bilingual Language Jobs	320

Post Date Timeline of this Month's Active Job Postings



LANGUAGE SKILLS BEING RECRUITED BY JOB CATEGORY

What language skills are sought by 1-Digit NOC?

BROAD OCCUPATIONAL CATEGORY	Bilingual Language Jobs	Grand total
Business, finance and administration occu...	35	35
Health occupations	10	10
Management occupations	4	4
Natural and applied sciences and related o...	16	16
Natural resources, agriculture and related ...	1	1
Occupations in art, culture, recreation and ...	8	8
Occupations in education, law and social, ...	26	26
Occupations in manufacturing and utilities	3	3
Sales and service occupations	25	25
Trades, transport and equipment operator...	19	19
Grand total	147	147

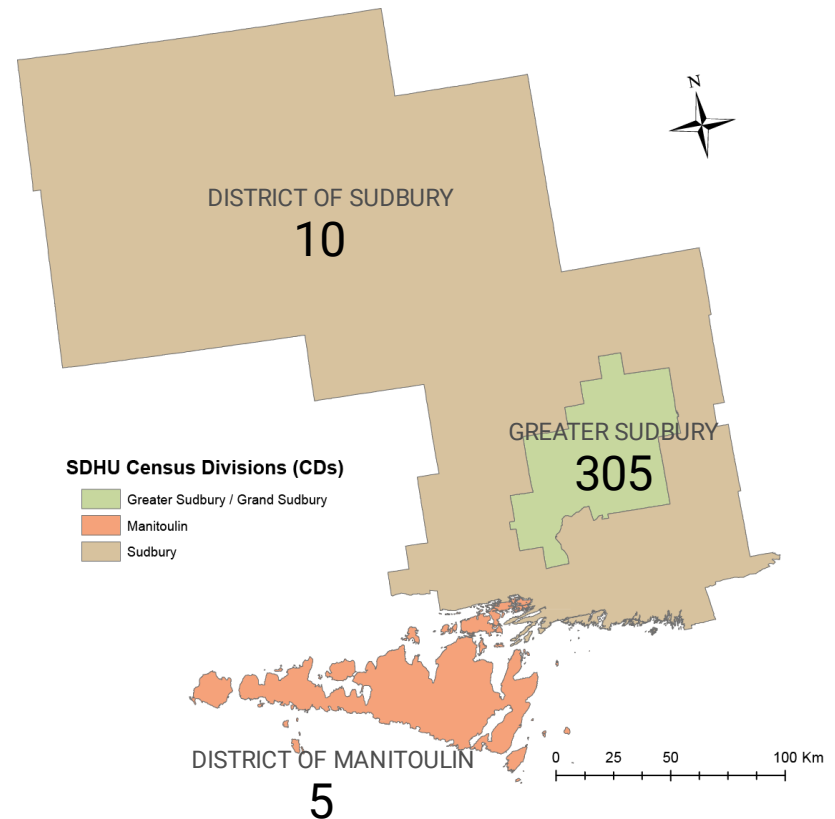
MULTILINGUAL JOB POSTINGS BY MUNICIPALITY

What language skills are sought by 4-Digit NOC?

MUNICIPALITY	JOB LANGUAGES	AVG POSTING LENGTH IN DAYS	MEDIAN POSTING LENGTH IN DAYS
1. Greater Sudbury	305	37.7	20
2. District of Sudbury Unorganized	5	13.5	13.5
3. Town of Espanola	5	20.0	20
4. Manitoulin Unorganized	3	172.0	247
5. Town of Gore Bay	1	20.0	20
6. Gordon/Barrie Island Township	1		

1 - 6 / 6 < >

DISTRICT	JOB LANGUAGES	AVG POSTING LENGTH IN DAYS	MEDIAN POSTING LENGTH IN DAYS
1. Greater Sudbury	305	37.7	20
2. District of Sudbury	10	16.8	20
3. District of Manitoulin	5	134.0	133.5



LANGUAGE DEMAND BY JOB

What language skills are sought by 4-Digit NOC?

4 DIGIT NOC NAME	POSTINGS
1. University professors and lecturers	14
2. Administrative assistants	9
3. Inspectors in public and environmental heal...	9
4. Retail salespersons	8
5. Other customer and information services re...	8
6. Program leaders and instructors in recreati...	6
7. Delivery and courier service drivers	5
8. Specialist physicians	4
9. General office support workers	4
10. Home support workers housekeepers and r...	4
11. Social and community service workers	4
12. Roofers and shinglers	4
13. Material handlers	3
14. Professional occupations in advertising ma...	3
15. Receptionists	3
16. Dispatchers	3
17. Administrative officers	3
18. Bus drivers subway operators and other tra...	2
19. Hotel front desk clerks	2
20. Operators and attendants in amusement re...	2
21. Accounting and related clerks	2
22. Transport truck drivers	2
23. Professional occupations in business mana...	2
24. Electrical and electronics engineers	2
25. Audiologists and speech-language pathologi...	2
26. User support technicians	2
27. Payroll administrators	1
28. Chemical plant machine operators	1
29. Security guards and related security service...	1
30. Agricultural service contractors farm super...	1
31. Correspondence publication and regulatory ...	1

1 - 61 / 61 < >

MULTILINGUAL HIRING EMPLOYERS

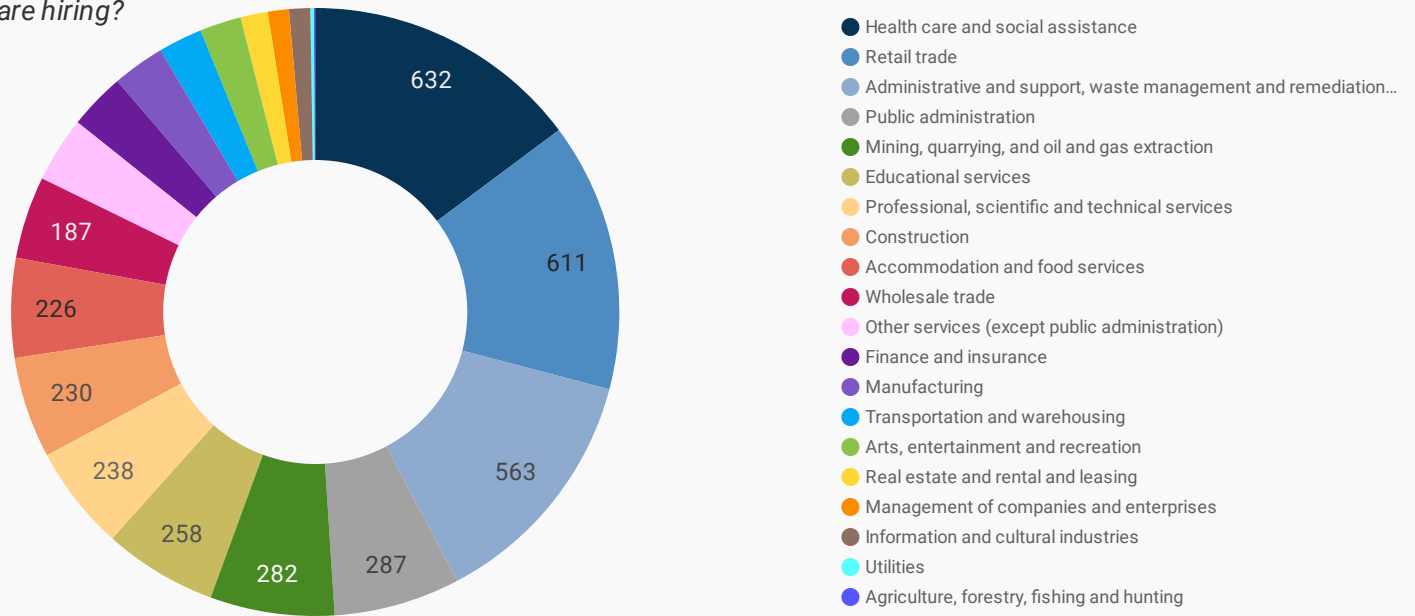
Which employers are seeking multilingual candidates?

COMPANY	POSTINGS
1. Laurentian University	52
2. City of Greater Sudbury	13
3. North Bay Regional Health Centre	13
4. Conseil scolaire public du Grand Nord de l'Ontario (CSPGNO)	12
5. Conseil scolaire public du Grand Nord de l'Ontario	11
6. Le Carrefour Francophone	8
7. Collège Boréal	8
8. Science North (ASK - After School Science Kids)	7
9. Ministry of Labour, Immigration, Training and Skills Development	6
10. Health Sciences North (HSN)	6
11. March of Dimes Canada	6
12. Monarch Recovery Services	5
13. Flynn Canada Ltd.	5
14. Centre de santé communautaire du Grand Sudbury	4
15. Legend Boats	4
16. Sudbury Integrated Nickel Operations, A Glencore Company	4
17. Youth Fusion	3
18. Interfor	3
19. Ontario Public Services	3
20. Carrefour francophone de Sudbury	3
21. Ministry of the Solicitor General	3
22. Dr. Karine Carpentier Dentistry Professional Corporation	3
23. Groupe Media TFO	3
24. Ontario Public Service / OPS	3
25. Northern911	2
26. ABB	2
27. VON Canada (Ontario)	2

1 - 50 / 138 < >

TOP HIRING SECTORS BY 2-DIGIT NAICS CODE

What sectors are hiring?



	2-DIGIT NAICS LABEL	NAICS CODE	POSTING COUNT	AVG POSTING LENGTH IN DAYS	MEDIAN POSTING LENGTH IN DAYS
1.	Health care and social assistance	62	632	30.2	20
2.	Retail trade	44-45	611	27.0	20
3.	Administrative and support, waste management and remediation services	56	563	29.5	20
4.	Public administration	91	287	27.4	20
5.	Mining, quarrying, and oil and gas extraction	21	282	27.4	20
6.	Educational services	61	258	23.6	20
7.	Professional, scientific and technical services	54	238	24.6	20
8.	Construction	23	230	33.1	20
9.	Accommodation and food services	72	226	46.7	20
10.	Wholesale trade	41	187	23.6	20
11.	Other services (except public administration)	81	149	32.4	20
12.	Finance and insurance	52	128	20.4	20
13.	Manufacturing	31-33	119	27.7	20
14.	Transportation and warehousing	48-49	100	22.2	20
15.	Arts, entertainment and recreation	71	94	22.6	20
16.	Real estate and rental and leasing	53	62	32.7	20
17.	Management of companies and enterprises	55	48	12.3	15
18.	Information and cultural industries	51	48	37.2	20
19.	Utilities	22	8	17.0	17
20.	Agriculture, forestry, fishing and hunting	11	3	4.0	4

NOTE: NAICS code 56 includes Employment Agencies. Manufacturing includes codes 31-33, Retail Trade includes codes 44-45 and Transportation and Warehousing includes codes 48-49.

TOP HIRING SECTORS BY 3-DIGIT NAICS CODE

What sectors are hiring?

	3-DIGIT NAICS LABEL	NAICS CODE	POSTING COUNT	AVG POSTING LENGTH IN DAYS	MEDIAN POSTING LENGTH IN DAYS
1.	Administrative and support services	561	534	29.3	20
2.	Educational services	611	258	23.6	20
3.	Professional, scientific and technical services	541	238	24.6	20
4.	Mining and quarrying (except oil and gas)	212	232	23.9	20
5.	Hospitals	622	191	18.2	20
6.	Social assistance	624	182	37.1	20
7.	Food services and drinking places	722	181	49.9	20
8.	Ambulatory health care services	621	169	33.5	20
9.	Local, municipal and regional public administration	913	140	30.4	20
10.	Specialty trade contractors	238	120	26.6	20
11.	Building material and garden equipment and supplies dealers	444	99	23.7	20
12.	Motor vehicle and parts dealers	441	92	30.7	20
13.	Nursing and residential care facilities	623	90	38.1	20
14.	Clothing and clothing accessories stores	448	90	29.4	20
15.	Credit intermediation and related activities	522	87	20.9	20
16.	Amusement, gambling and recreation industries	713	85	23.4	20
17.	General merchandise stores	452	82	19.0	20
18.	Religious, grant-making, civic, and professional and similar organizations	813	76	32.1	20
19.	Provincial and territorial public administration	912	68	30.2	20
20.	Building material and supplies merchant wholesalers	416	68	18.2	20
21.	Machinery, equipment and supplies merchant wholesalers	417	57	19.4	20
22.	Heavy and civil engineering construction	237	56	34.4	20
23.	Food and beverage stores	445	55	26.3	14
24.	Construction of buildings	236	54	47.2	20
25.	Support activities for mining, and oil and gas extraction	213	50	41.4	20
26.	Management of companies and enterprises	551	48	12.3	15
27.	Accommodation services	721	45	28.2	20
28.	Health and personal care stores	446	45	34.3	20
29.	Miscellaneous store retailers	453	44	18.3	20
30.	Federal government public administration	911	43	19.2	20
31.	Repair and maintenance	811	42	26.5	20

TOP HIRING SECTORS BY 4-DIGIT NAICS CODE

What sectors are hiring?

	4-DIGIT NAICS LABEL	NAICS CODE	POSTING COUNT	AVG POSTING LENGTH IN DAYS	MEDIAN POSTING LENGTH IN DAYS
1.	Employment services	5613	418	23.0	20
2.	Metal ore mining	2122	229	23.9	20
3.	General medical and surgical hospitals	6221	190	18.2	20
4.	Full-service restaurants and limited-service eating places	7225	162	54.7	20
5.	Other local, municipal and regional public administration	9139	140	30.4	20
6.	Architectural, engineering and related services	5413	110	19.2	20
7.	Individual and family services	6241	109	24.7	20
8.	Building material and supplies dealers	4441	96	23.8	20
9.	Universities	6113	94	20.0	20
10.	Elementary and secondary schools	6111	83	19.0	20
11.	Department stores	4521	82	19.0	20
12.	Home health care services	6216	80	33.0	20
13.	Clothing stores	4481	73	27.0	20
14.	Child day-care services	6244	71	53.3	20
15.	Community colleges and C.E.G.E.P.s	6112	70	19.7	20
16.	Services to buildings and dwellings	5617	69	40.0	20
17.	Depository credit intermediation	5221	62	16.2	19
18.	Community care facilities for the elderly	6233	56	30.9	20
19.	Management, scientific and technical consulting services	5416	55	25.5	20
20.	Grocery stores	4451	54	26.3	14
21.	Other amusement and recreation industries	7139	52	20.4	20
22.	Building equipment contractors	2382	50	27.4	20
23.	Support activities for mining, and oil and gas extraction	2131	50	41.4	20
24.	Construction, forestry, mining, and industrial machinery, equipment and supplies merchant wholesalers	4172	49	20.6	20
25.	Management of companies and enterprises	5511	48	12.3	15
26.	Health and personal care stores	4461	45	34.3	20
27.	Traveller accommodation	7211	44	28.8	20
28.	Automotive parts, accessories and tire stores	4413	41	37.5	20
29.	Automotive repair and maintenance	8111	39	28.4	20
30.	Electronics and appliance stores	4431	39	18.0	20
31.	Other provincial and territorial public administration	9129	38	31.1	20

TOP HIRING SECTORS BY 5-DIGIT NAICS CODE

What sectors are hiring?

	5-DIGIT NAICS LABEL	NAICS CODE	POSTING COUNT	AVG POSTING LENGTH IN DAYS	MEDIAN POSTING LENGTH IN DAYS
1.	Employment placement agencies and executive search services	56131	417	23.0	20
2.	Copper, nickel, lead and zinc ore mining	21223	190	25.7	20
3.	General medical and surgical hospitals	62211	190	18.2	20
4.	Full-service restaurants and limited-service eating places	72251	162	54.7	20
5.	Other local, municipal and regional public administration	91391	140	30.4	20
6.	Engineering services	54133	105	19.2	20
7.	Universities	61131	94	20.0	20
8.	Hardware stores	44413	84	24.3	20
9.	Elementary and secondary schools	61111	83	19.0	20
10.	Department stores	45211	82	19.0	20
11.	Home health care services	62161	80	33.0	20
12.	Child day-care services	62441	71	53.3	20
13.	Community colleges and C.E.G.E.P.s	61121	70	19.7	20
14.	Other individual and family services	62419	58	18.1	20
15.	Community care facilities for the elderly	62331	56	30.9	20
16.	Banking	52211	54	16.6	18
17.	Support activities for mining, and oil and gas extraction	21311	50	41.4	20
18.	Supermarkets and other grocery (except convenience) stores	44511	49	16.5	14
19.	Management of companies and enterprises	55111	48	12.3	15
20.	Janitorial services	56172	47	47.4	20
21.	Management consulting services	54161	43	26.7	20
22.	Electronics and appliance stores	44314	39	18.0	20
23.	Other provincial and territorial public administration	91291	38	31.1	20
24.	Fitness and recreational sports centres	71394	37	19.6	20
25.	Aboriginal public administration	91411	36	16.6	16
26.	Hotels (except casino hotels) and motels	72111	36	33.6	20
27.	Iron ore mining	21221	34	16.8	14
28.	Nursing care facilities	62311	33	54.6	20
29.	Residential building construction	23611	33	65.2	20
30.	General freight trucking, long distance	48412	31	17.8	20
31.	Couriers	49211	31	18.7	20

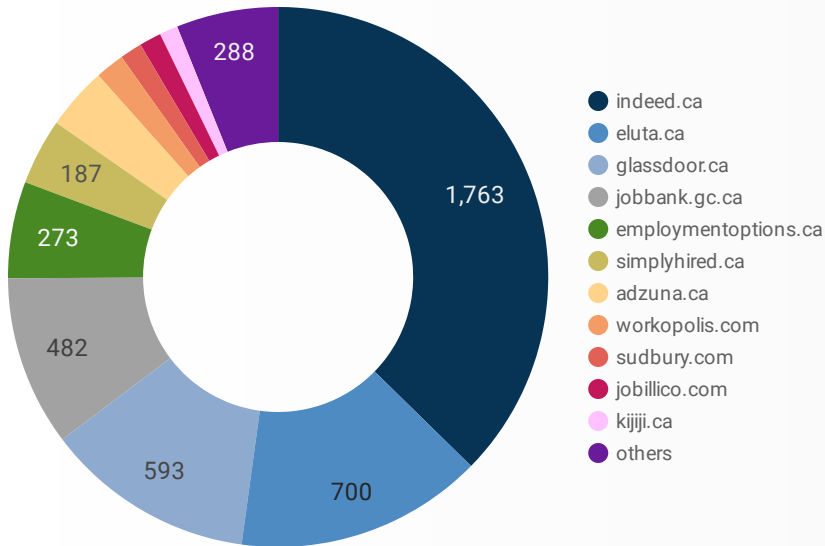
TOP HIRING SECTORS BY 6-DIGIT NAICS CODE

What sectors are hiring?

	NAICS Label	NAICS CODE	POSTING COUNT	AVG POSTING LENGTH IN DAYS	MEDIAN POSTING LENGTH IN DAYS
1.	Employment placement agencies and executive search services	561310	417	23.0	20
2.	General (except paediatric) hospitals	622111	190	18.2	20
3.	Nickel-copper ore mining	212232	187	25.8	20
4.	Other local, municipal and regional public administration	913910	140	30.4	20
5.	Engineering services	541330	105	19.2	20
6.	Universities	611310	94	20.0	20
7.	Limited-service eating places	722512	93	67.7	20
8.	Hardware stores	444130	84	24.3	20
9.	Elementary and secondary schools	611110	83	19.0	20
10.	Department stores	452110	82	19.0	20
11.	Home health care services	621610	80	33.0	20
12.	Child day-care services	624410	71	53.3	20
13.	Community colleges and C.E.G.E.P.s	611210	70	19.7	20
14.	Full-service restaurants	722511	69	34.9	20
15.	Other individual and family services	624190	58	18.1	20
16.	Community care facilities for the elderly	623310	56	30.9	20
17.	Personal and commercial banking industry	522111	54	16.6	18
18.	Supermarkets and other grocery (except convenience) stores	445110	49	16.5	14
19.	Other support activities for mining	213119	46	37.3	20
20.	Janitorial services (except window cleaning)	561722	40	50.2	20
21.	Head offices	551114	40	10.4	8
22.	Other provincial and territorial public administration	912910	38	31.1	20
23.	Appliance, television and other electronics stores	443143	38	17.9	20
24.	Fitness and recreational sports centres	713940	37	19.6	20
25.	Wholesale trade	914110	36	16.6	16
26.	Administrative management and general management consulting services	541611	35	28.2	20
27.	Iron ore mining	212210	34	16.8	14
28.	Nursing care facilities	623110	33	54.6	20
29.	Residential building construction	236110	33	65.2	20
30.	General freight trucking, long distance, truck-load	484121	31	17.8	20
31.

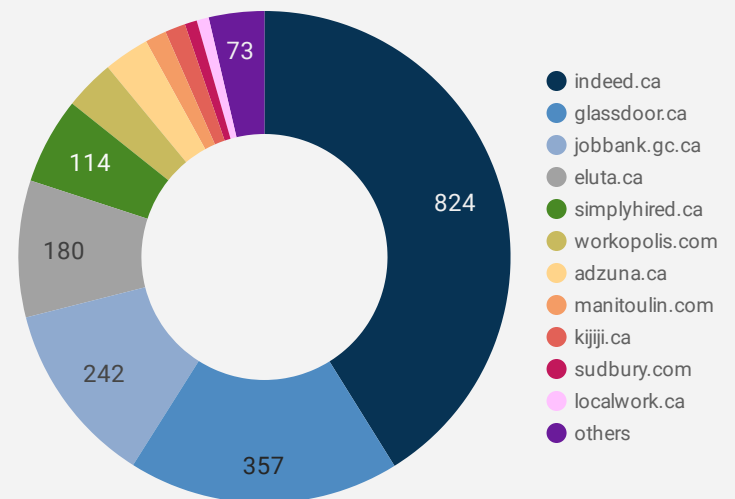
JOB POSTINGS BY JOB BOARD

What share of unique job postings appear on each job board?



COMPANIES BY JOB BOARD

What share of unique job postings appear on each job board?



JOB POSTING DETAILS BY JOB BOARD

How does job posting activity differ by job board?

	JOB BOARD	POSTING COUNT	AVG POSTING LENGTH IN DAYS	MEDIAN POSTING LENGTH IN DAYS	# OF COMPANIES
1.	indeed.ca	1,763	19.0	20	824
2.	eluta.ca	700	19.9	20	180
3.	glassdoor.ca	593	19.9	20	357
4.	jobbank.gc.ca	482	34.9	24	242
5.	employmentoptions.ca	273	14.8	14	4
6.	simplyhired.ca	187	19.7	20	114
7.	adzuna.ca	177	14.0	14	60
8.	workopolis.com	82	249.6	249	66
9.	sudbury.com	63	34.1	10	16
10.	jobillco.com	62	25.0	11	15
11.	kijiji.ca	52	16.0	16	27
12.	localwork.ca	41	10.2	4	16
13.	manitoulin.com	37	22.8	30	28
14.	vale.eightfold.ai	34	16.8	14	1
15.	glencorejobs.nga.net.au	28	32.5	30	2
16.	gojobs.gov.on.ca	27	30.4	17	10
17.	careerowl.ca	22	151.7	193	13
18.	careerarc.com	18	25.4	21	3