

2023 VS. 2024

TOP ONLINE JOB POSTING CHANGES

FOR GREATER SUDBURY, DISTRICT OF SUDBURY AND
DISTRICT OF MANITOULIN

Taken from: Jobs in Sudbury - Manitoulin

Prepared by: Workforce Planning for Sudbury & Manitoulin

2023 VS. 2024

TOP ONLINE JOB POSTING CHANGES

FOR GREATER SUDBURY, DISTRICT OF SUDBURY AND DISTRICT OF MANITOULIN

MISSION STATEMENT

To coordinate identified education and training needs in order to generate opportunities for economic growth in the communities we serve.

MANDATE

The Board is active in the following labour market-related areas: labour market information and research; analysis and advice; planning; access and equity; and lifelong learning.

WORKFORCE PLANNING FOR SUDBURY & MANITOULIN (WPSM)

is one of 26 local planning boards in Ontario, funded by the Ministry of Labour, Immigration, Training and Skills Development (MLITSD). Our mandate is to engage key partners across Greater Sudbury and the Districts of Sudbury and Manitoulin to address local labour market issues. Given our unique and neutral role, we bridge various labour market partners such as: business, labour, employment services, industry leaders, educators/trainers, economic development and others to identify and address current and emerging workforce needs.

LIMITATIONS

This data was taken from the Workforce Planning for Sudbury & Manitoulin website - Labour Market Insights Report, January 2023 to December 2023 and January 2024 to December 2024 located at www.planningourworkforce.ca

This data does not represent the true number of job vacancies as employers may use other recruitment strategies such as word-of-mouth, posting vacancies on their company website, or a sign on the door. There is also no way to determine if these jobs are new jobs or to fill a vacancy.

For more information, please go to:
WWW.PLANNINGOURWORKFORCE.CA

or contact:
INFO@PLANNINGOURWORKFORCE.CA

WPSM AREA: YEAR AT A GLANCE

COMPARING THE TOP 25 ONLINE JOB POSTINGS FROM
JANUARY - DECEMBER 2024 VS. JANUARY - DECEMBER 2023

NOC	OCCUPATION	2024 # OF POSTINGS	2023 # OF POSTINGS
6410	Retail salespersons and non-technical wholesale trade sales and account representatives	1,220	1,911
6510	Cashiers and other sales support occupations	739	760
1311	Office administrative assistants - general, legal, medical	611	666
4220	Paraprofessional occupations in legal, social, community and education services	610	743
6440	Customer and information service representatives	565	808
6520	Food support occupations	541	654
6002	Retail and wholesale trade managers	536	586
3130	Nursing and allied health professionals	535	489
7241	Automotive service technicians	522	465
4410	Home care provider occupations	521	654
7330	Transport truck and transit drivers	496	687
6531	Cleaners	480	735
1410	Office support and court services occupations	446	576
1310	Administrative, property and payroll officers	435	389
7240	Machinery and transportation equipment mechanics (except motor vehicles)	415	489
3210	Technical occupations in therapy and assessment	372	312
6320	Cooks, butchers and bakers	372	571
1110	Auditors, accountants and investment professionals	348	359
3310	Assisting occupations in support of health services	338	456
1210	Administrative and regulatory occupations	303	306
7511	Trades helpers and labourers	298	303
7510	Longshore workers and material handlers	257	536
1420	Financial, insurance and related administrative support workers	254	311
6202	Service supervisors	246	536
1440	Supply chain logistics, tracking and scheduling coordination occupations	244	374

**WPSM
AREA**

2024
ACTIVE
ONLINE JOB
POSTINGS:
27,123

2023
ACTIVE
ONLINE JOB
POSTINGS:
31,345

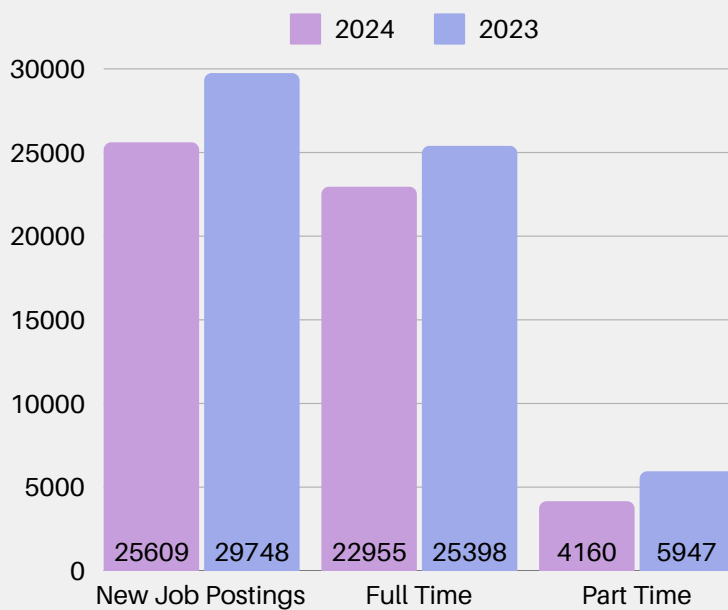


WPSM AREA: YEAR AT A GLANCE

LABOUR MARKET INSIGHTS

STATISTICS SNAPSHOT

2024 VS.
2023



COMPANIES HIRING

2024 VS.
2023

2024
COMPANIES
HIRING:
3,875

2023
COMPANIES
HIRING:
4,034



TOP SKILLS

2024 VS.
2023

*no change in
top skills*



communication



management



driving



**interpersonal
skills**

AVERAGE POSTING DURATION

2024 VS.
2023

2024
DURATION:
58.9 DAYS

2023
DURATION:
57.6 DAYS



GREATER SUDBURY: YEAR AT A GLANCE

COMPARING THE TOP 20 ONLINE JOB POSTINGS FROM
JANUARY - DECEMBER 2024 VS. JANUARY - DECEMBER 2023

NOC	OCCUPATION	2024 # OF POSTINGS	2023 # OF POSTINGS
6410	Retail salespersons and non-technical wholesale trade sales and account representatives	1,143	1,813
6510	Cashiers and other sales support occupations	674	718
1311	Office administrative assistants - general, legal, medical	546	666
6002	Retail and wholesale trade managers	505	743
7241	Automotive service technicians	505	808
6440	Customer and information services representatives	496	654
4220	Paraprofessional occupations in legal, social, community and education services	480	586
7330	Transport truck and transit drivers	456	489
6520	Food support occupations	435	465
7240	Machinery and transportation equipment mechanics (except motor vehicles)	414	654
3130	Nursing and allied health professionals	403	687
1310	Administrative, property and payroll officers	396	735
1410	Office support and court services occupations	387	576
6531	Cleaners	385	389
1110	Auditors, accountants and investment professionals	344	489
4410	Home care provider occupations	344	312
3210	Technical occupations in therapy and assessment	317	571
6320	Cooks, butchers and bakers	293	359
3310	Assisting occupations in support of health services	278	456
1210	Administrative and regulatory occupations	276	306
7511	Trades helpers and labourers	275	303

**GREATER
SUDBURY**

2024
ACTIVE
ONLINE JOB
POSTINGS:
24,007

2023
ACTIVE
ONLINE JOB
POSTINGS:
28,291

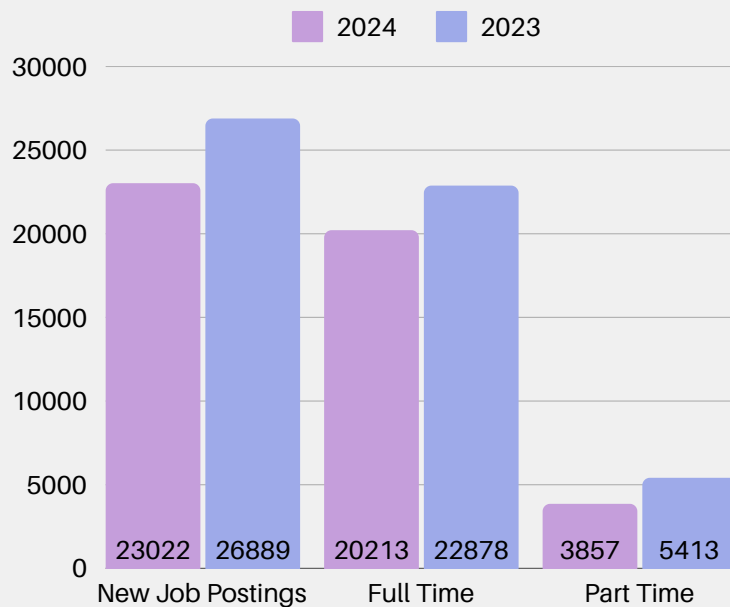


GREATER SUDBURY: YEAR AT A GLANCE

LABOUR MARKET INSIGHTS

STATISTICS SNAPSHOT

2024 VS.
2023



COMPANIES HIRING

2024 VS.
2023

2024
COMPANIES
HIRING:
3,613

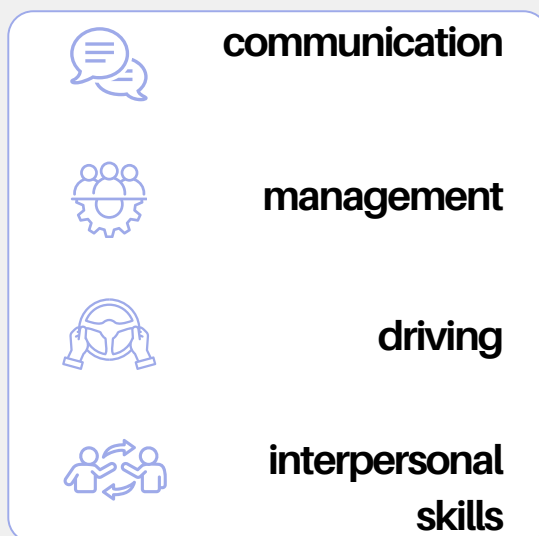
2023
COMPANIES
HIRING:
3,731



TOP SKILLS

2024 VS.
2023

*no change in
top skills*



AVERAGE POSTING DURATION

2024 VS.
2023

2024
DURATION:
28.0 DAYS

2023
DURATION:
27.2 DAYS



DISTRICT OF SUDBURY: YEAR AT A GLANCE

COMPARING THE TOP 20 ONLINE JOB POSTINGS FROM
JANUARY - DECEMBER 2024 VS. JANUARY - DECEMBER 2023

NOC	OCCUPATION	2024 # OF POSTINGS	2023 # OF POSTINGS
4410	Home care provide occupations	103	84
6410	Retail salespersons and non-technical wholesale trade sales and account representatives	72	90
6520	Food support occupations	69	81
6210	Technical sales specialists in wholesale trade and retail and wholesale buyers	59	18
3130	Nursing and allied health professionals	57	35
6531	Cleaners	57	97
4220	Paraprofessional occupations in legal, social, community and education services	55	50
6440	Customer and information services representatives	42	46
6320	Cooks, butchers and bakers	41	47
3112	Pharmacists and dietitians	39	21
6510	Cashiers and other sales support occupations	38	53
3310	Assisting occupations in support of health services	33	34
7330	Transport truck and transit drivers	30	36
1311	Office administrative assistants - general, legal, medical	28	39
4130	Social and community service professionals	28	20
1420	Financial, insurance and related administrative support workers	21	25
6310	Insurance, real estate and financial sales occupations	20	15
1410	Office support and court services occupations	19	41
9414	Machine operators and related workers in food, beverage and associated products processing	19	19
3210	Technical occupations in therapy and assessment	18	8

**DISTRICT
OF
SUDBURY**

2024
ACTIVE
ONLINE JOB
POSTINGS:
1,681

2023
ACTIVE
ONLINE JOB
POSTINGS:
1,977

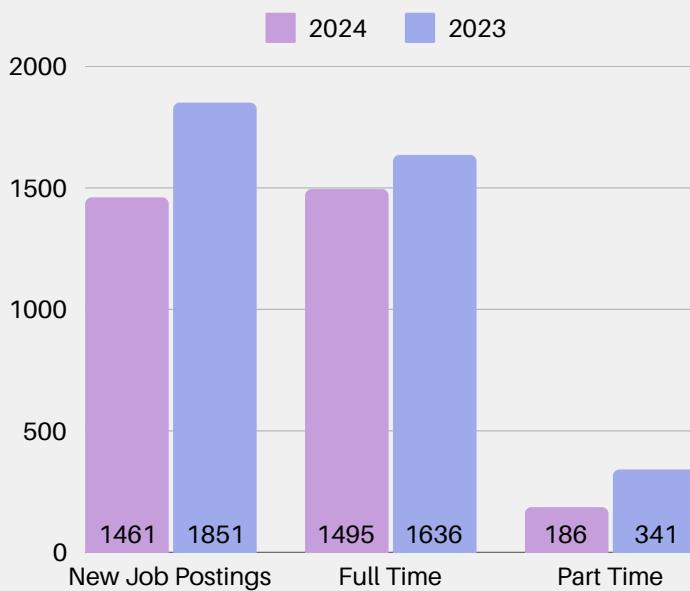


DISTRICT OF SUDBURY: YEAR AT A GLANCE

LABOUR MARKET INSIGHTS

STATISTICS SNAPSHOT

2024 VS.
2023



COMPANIES HIRING

2024 VS.
2023

2024
COMPANIES
HIRING:
271

2023
COMPANIES
HIRING:
288



TOP SKILLS

2024 VS.
2023

ranked #4 skill
in 2024

ranked #4 skill
in 2023



communication



management



driving



customer service



interpersonal
skills

AVERAGE POSTING DURATION

2024 VS.
2023

2024
DURATION:
64.2 DAYS

2023
DURATION:
59 DAYS



DISTRICT OF MANITOULIN YEAR AT A GLANCE

COMPARING THE TOP 20 ONLINE JOB POSTINGS FROM
JANUARY - DECEMBER 2024 VS. JANUARY - DECEMBER 2023

NOC	OCCUPATION	2024 # OF POSTINGS	2023 # OF POSTINGS
3130	Nursing and allied health professionals	74	49
4410	Home care provider occupations	72	66
4220	Paraprofessional occupations in legal, social, community and education services	52	53
6320	Cooks, butchers and bakers	41	39
6520	Food support occupations	39	65
1311	Office administrative assistants - general, legal and medical	38	21
3210	Technical occupations in therapy and assessment	37	26
6531	Cleaners	37	24
1410	Office support and court services occupations	35	26
6440	Customer and information services representatives	29	46
3310	Assisting occupations in support of health services	28	28
4130	Social and community service professionals	27	18
6510	Cashiers and other sales support occupations	26	22
1420	Financial, insurance and related administrative support workers	24	9
1310	Administrative, property and payroll officers	17	6
9414	Machine operators and related workers in food, beverage and associated products processing	16	7
1210	Administrative and regulatory occupations	14	7
6002	Retail and wholesale trade managers	13	13
9421	Furniture, wood, plastic and other products assemblers, finishers and inspectors	13	18
7330	Transport truck and transit drivers	12	15

**DISTRICT
OF
MANITOULIN**

2024
ACTIVE
ONLINE JOB
POSTINGS:
1,304

2023
ACTIVE
ONLINE JOB
POSTINGS:
1,208

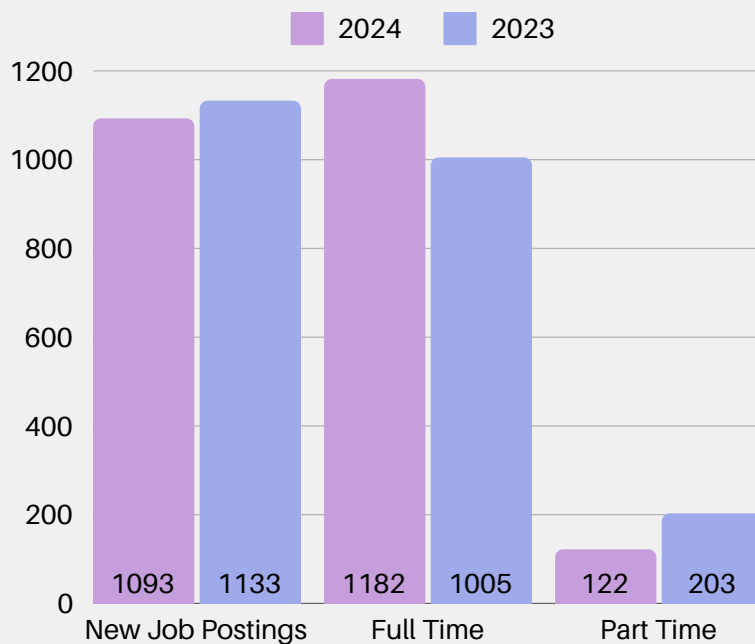


DISTRICT OF MANITOULIN YEAR AT A GLANCE

LABOUR MARKET INSIGHTS

STATISTICS SNAPSHOT

2024 VS.
2023



COMPANIES HIRING

2024 VS.
2023

2024
COMPANIES
HIRING:
196

2023
COMPANIES
HIRING:
260



TOP SKILLS

2024 VS.
2023

*no change in
top skills*



communication



management



driving



**criminal record
check**

AVERAGE POSTING DURATION

2024 VS.
2023

2024
DURATION:
84.4 DAYS

2023
DURATION:
68.7 DAYS

